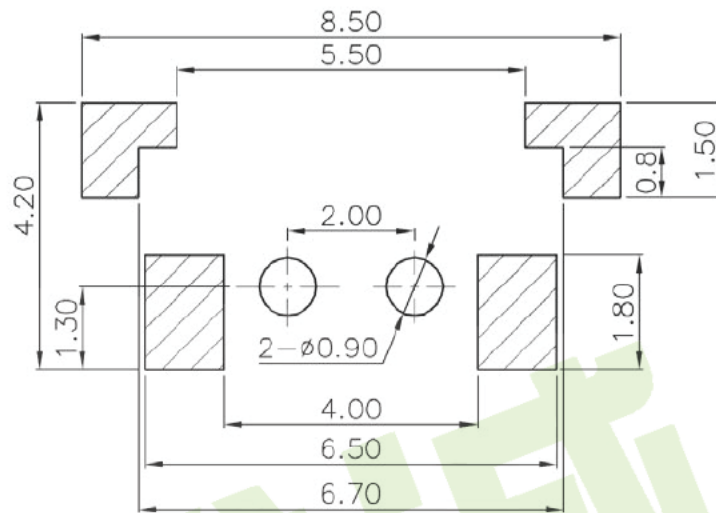
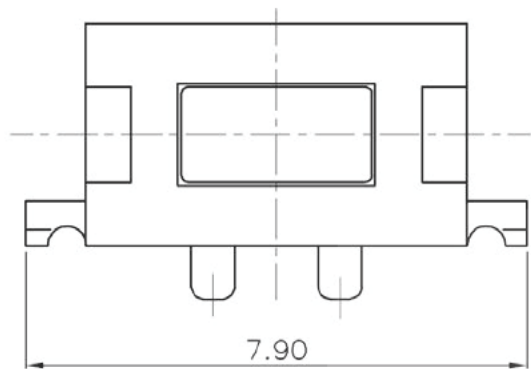


ROHS



Circuit diagram

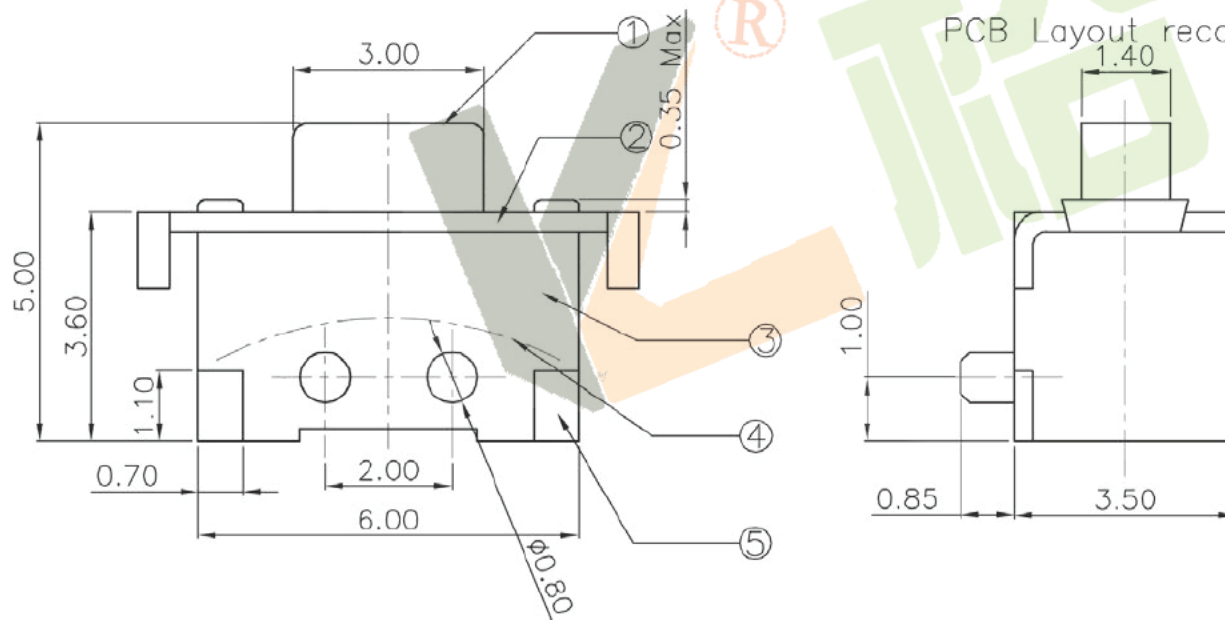
NO.1	
PART NO	vigor
1	90±30
2	130±30
3	180±30
4	250±30
5	350±50

NO.2	
PART NO	MATERIAL/QTY
S	SUS/1PC
D	SUS/2PCS

NO.3-NO.4	
PART NO	NOTE
01~99	SERIAL NUMBER

PART NO.	
K2-1845SA	K2-1845SN

PCB Layout recommended



⑤	Terminal	—	2	Phosphor Bronze	Plating silver	—
④	Contact	—	1	F.Ag/SUS	Natural	—
③	Base	—	1	Nylon	Black	—
②	Cover	—	1	SUS(0.30t)	Plating Nickel	—
①	Keystoke	—	1	Nylon	White	—
ITEM	PART NAME	TER'NO.	QTY.	MATERIAL	FINISHING	REMARK

APPROVALS

DATE

DRAWN xu qi feng 2014/10/22

CHECKED

APPROVALS

TOLERANCES ARE

30~100	±0.30	ANGLE
10~30	±0.20	
5~10	±0.15	
~ 5	±0.10	

UNIT: mm

SCALE: 1:1

DRAWING NO.

SHEET 1 OF 1

深圳市裕诚电子有限公司
SHENZHEN YU CHENG ELECTRONICS CO.,LTD

WEBSITE www.ycelectron.com

PART NO. M2-1879P

ECN NO.	REV.	DATE.	DESCRIPTION.	CHANGE.	CHECK.	APPRO.
	A		NEW			