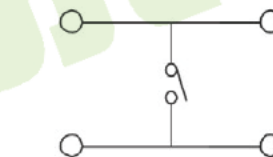
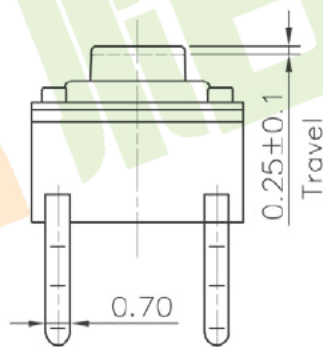
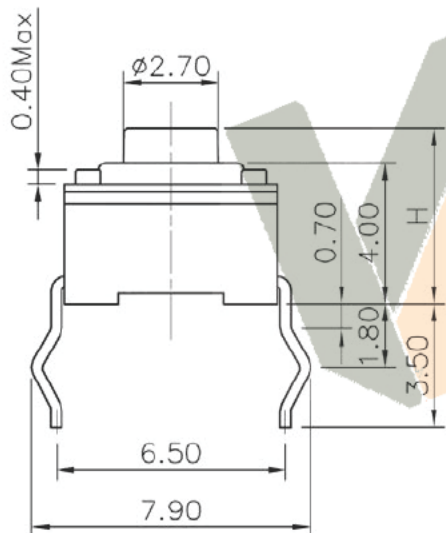


PCB Layout (Pattern side)



Circuit Diagram

NO.1	
PART NO	H
A	4.3
C	5
G	7

NO.2	
PART NO	vigor
3	180±30
4	250±30

NO.3	
PART NO	MATERIAL/QTY
S	SUS/1PC
C	C5210/1PC
D	SUS/2PCS
F	C5210/2PCS

NO.4-NO.5	
PART NO	NOTE
01~99	SERIAL NUMBER

⑥	Cover	—	1	Brass	Tin Plated	—
⑤	Keystoke	—	1	Nylon	Black	—
④	Waterproof Silicone	—	1	Silica gel	Yellow	—
③	Contact	—	1	F.Ag/SUS	Plating silver	—
②	Base	—	1	Nylon	Black	—
①	Terminal	—	4	Copper(0.3t)	Plating silver	—
ITEM	PART NAME	TER'NO.	QTY.	MATERIAL	FINISHING	REMARK

APPROVALS

DATE

DRAWN

J.X.Zhang 2013/6/13

深圳市裕诚电子有限公司
SHENZHEN YUCHENG ELECTRONICS CO.,LTD

CHECKED

WEBSITE www.ycelectron.com

APPROVALS

PART NO. **M2-1819A**

TOLERANCES ARE

30~以下	±0.30
10~30	±0.20
5~10	±0.15
~ 5	±0.10

ANGLE

UNIT: mm

SCALE: 1:1

PROJ:

DRAWING NO.

SHEET 1 OF 1

ECN NO.	REV.	DATE.	DESCRIPTION.	CHANGE.	CHECK.	APPRO.
—	A	—	NEW	—	—	—