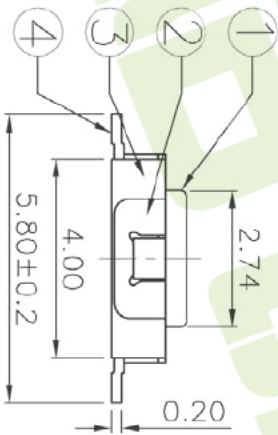
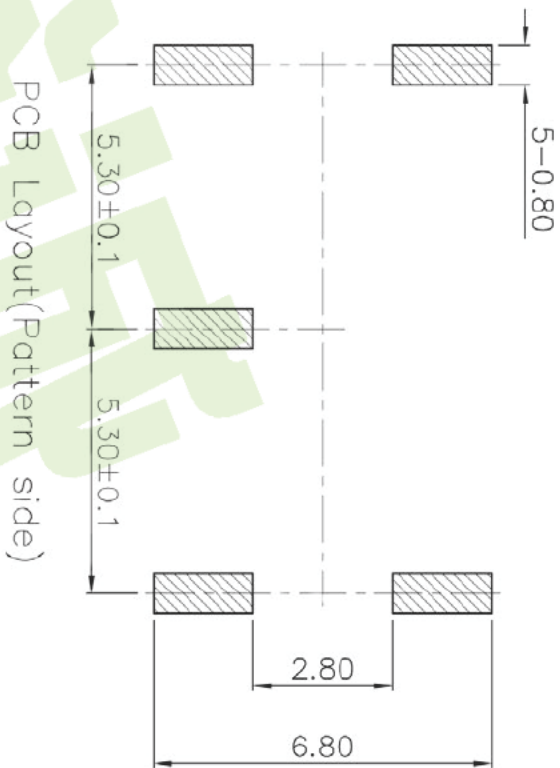
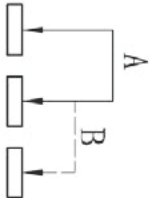


Circuit Diagram



PCB Layout (Pattern side)

Note:
 1. Operating force: $1.30 \pm 50 \text{gf}$
 2. Travel: 2.00mm

ITEM	PART NAME	TER'NO.	QTY.	MATERIAL	FINISHING	REMARK
⑥	Spring Plate	—	1	SUS	Natural	—
⑤	Contact Spring	—	1	Beryllium copper	Ag Plated	—
④	Terminal	—	5	Brass Strip	Ag Plated	—
③	Base	—	1	NYLON	Black	—
②	Cover	—	1	SUS	Natural	—
①	KNOB	—	1	NYLON	Blue	—

APPROVALS		DATE
DRAWN	J.X.Zhong	2013/10/8

ECN NO.	REV.	DATE.	DESCRIPTION.	CHANGE.	CHECK.	APPRO.
—	A	—	NEW	—	—	—

APPROVALS		PART NO.	WEBSITE
CHECKED	—	M3-1535S	www.ycelectron.com

TOLERANCES ARE		ANGLE	UNIT:	SCALE:	DRAWING NO.	SHEET
30~0.15	±0.30	±Z	mm	1:1	—	1 OF 1
10~0.30	±0.20					
5~1.0	±0.15					
~5	±0.10					

深圳市裕诚电子有限公司
 SHENZHEN YUCHENG ELECTRONICS CO., LTD