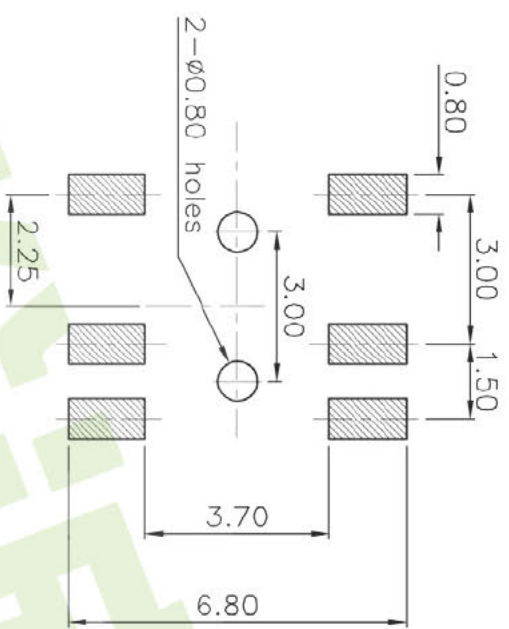
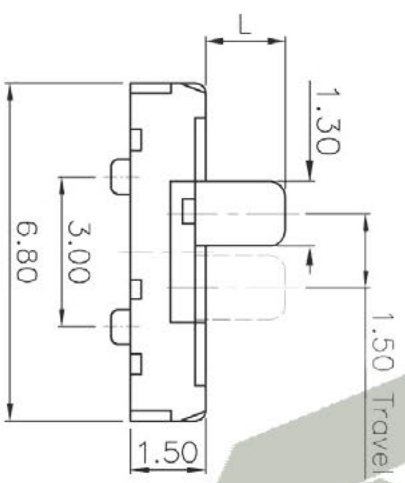
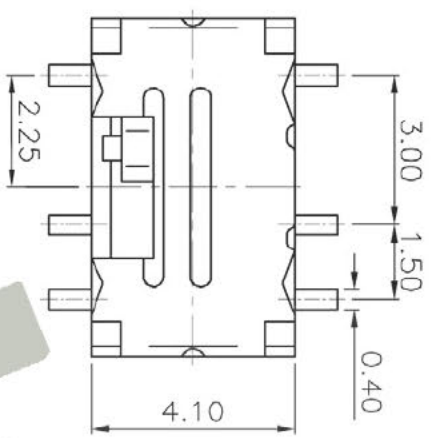
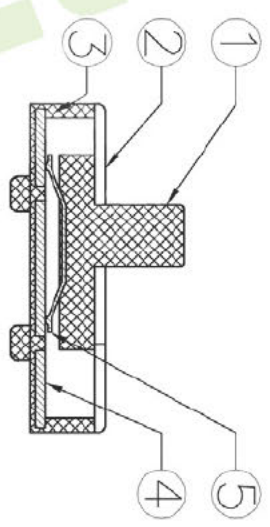
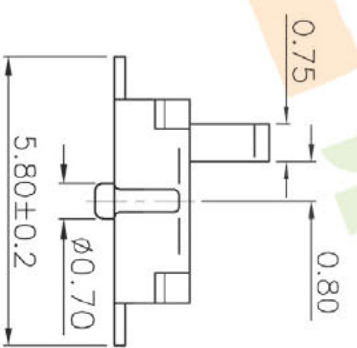


Circuit Diagram



PCB Layout (Pattern side)



PART NO.	L	Operating force
K3-2248S-E1	1.5	300±150gf
K3-2248S-F1	2	

ITEM	PART NAME	TER'NO.	QTY.	MATERIAL	FINISHING	REMARK
⑥	Spring Plate	---	1	SUS	Natural	---
⑤	Contact Spring	---	2	Phosphor Bronze	Ag Plated	---
④	Terminal	---	6	Brass Strip	Ag Plated	---
③	Base	---	1	LCP	Black	---
②	Cover	---	1	Phosphor Bronze	Ag Plated	---
①	Knob	---	1	NYLON	Black	---

DRAWN		J.X.Zhong	DATE	2013/10/9
CHECKED				
APPROVALS				

DRAWING NO.		M3-2235S	
SCALE:		1:1	
UNIT:		mm	
WEBSITE		www.ycelectron.com	
PART NO.		M3-2235S	
TOLERANCES ARE		30~0.15	±0.30
		10~0.30	±0.20
		5~10	±0.15
		~5	±0.10
DRAWING NO.			
SHEET		1 OF 1	

ECN NO.	REV.	DATE.	DESCRIPTION.	CHANGE.	CHECK.	APPRO.
	A		NEW			

深圳市裕诚电子有限公司
SHENZHEN YUCHENG ELECTRONICS CO., LTD