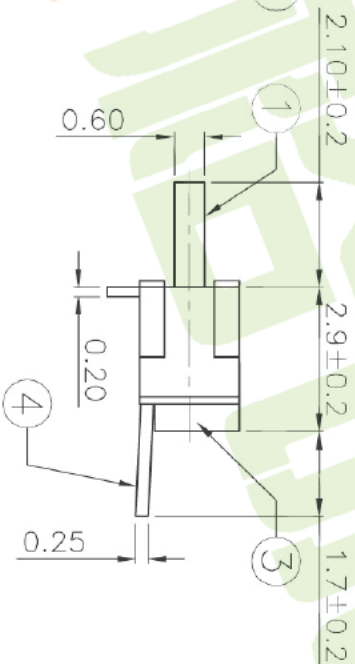
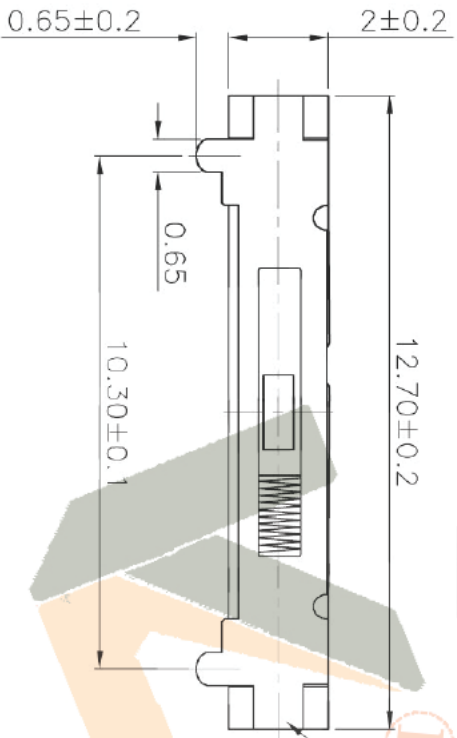


PCB Layout(Pattern side)

Circuit Diagram



Note:  
Operating force:  $b \rightarrow c: 170 \pm 30gf$   
 $a \rightarrow b / b \rightarrow a: 200 \pm 50gf$

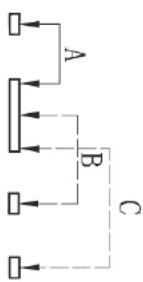
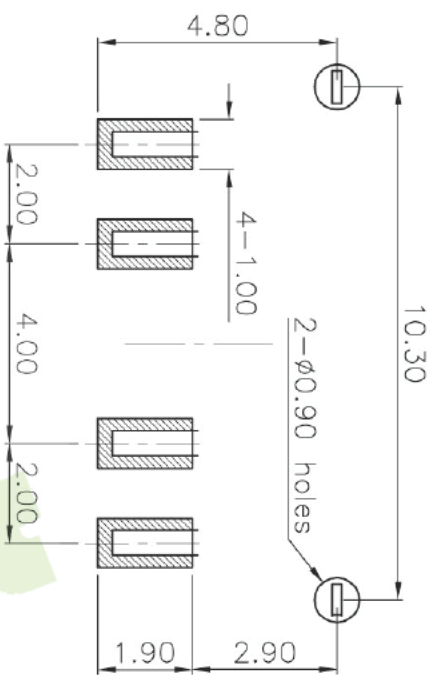
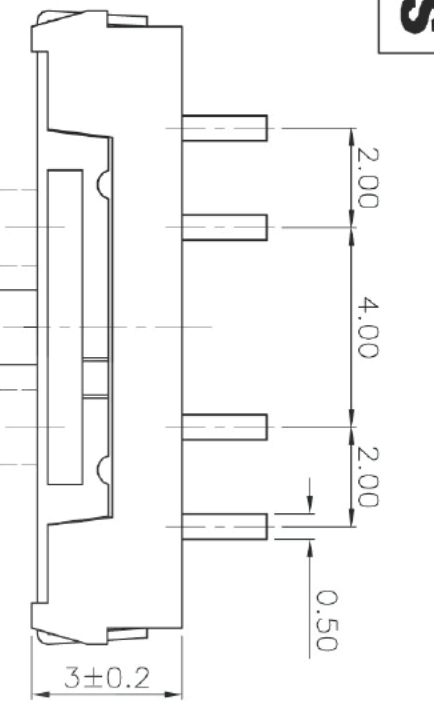
ITEM	PART NAME	TER'NO.	QTY.	MATERIAL	FINISHING	REMARK
⑥	Spring	---	1	SUS	Natural	---
⑤	Contact Spring	---	1	Beryllium copper	Ag Plated	---
④	Terminal	---	4	Brass Strip	Ag Plated	---
③	Base	---	1	LCP	Black	---
②	Cover	---	1	SUS	Natural	---
①	KNOB	---	1	NYLON	White	---

APPROVALS		DATE
DRAWN	J.X.Zhong	2013/9/26

CHECKED		APPROVALS		WEBSITE	
				www.ycelectron.com	
PART NO.		M3-2260S		SCALE: 1:1	
TOLERANCES ARE		±0.30		PROJ:	
10~30		±0.20		DRAWING NO.	
5~10		±0.15		SHEET 1 OF 1	
~ 5		±0.10			

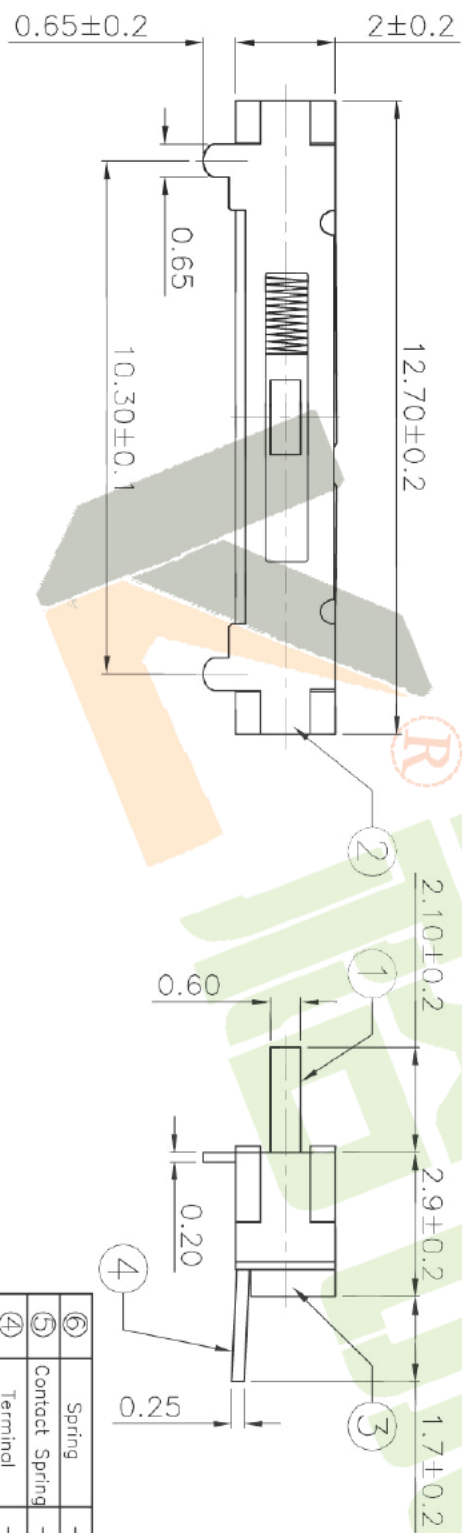
ECN NO.	REV.	DATE.	DESCRIPTION.	CHANGE.	CHECK.	APPRO.
	A		NEW			

深圳市裕诚电子有限公司  
SHENZHEN YUCHENG ELECTRONICS CO., LTD



PCB Layout (Pattern side)

Circuit Diagram



Note:  
Operating force: b→a170±30gf  
b→c/c→b200±50gf

ITEM	PART NAME	TER'NO.	QTY.	MATERIAL	FINISHING	REMARK
⑥	Spring	—	1	SUS	Ag Plated	—
⑤	Contact Spring	—	1	Beryllium copper	Ag Plated	—
④	Terminal	—	4	Brass Strip	Ag Plated	—
③	Base	—	1	LCP	Black	—
②	Cover	—	1	SUS	Natural	—
①	KNOB	—	1	NYLON	White	—

APPROVALS		DATE
DRAWN	J.X.Zhang	2013/9/27

APPROVALS		DATE	WEBSITE	PART NO.	SCALE:	PROJ:
CHECKED			www.ycelectron.com	M3-2260S	1:1	
APPROVALS						
TOLERANCES ARE		30±0.15	±0.30	ANGLE	UNIT: mm	DRAWING NO.
		10~30	±0.20	±2°		
		5~10	±0.15			
		~ 5	±0.10			
ECN NO.	REV.	DATE.	DESCRIPTION.	CHANGE.	CHECK.	APPRO.
	A		NEW			

深圳市裕诚电子有限公司  
SHENZHEN YUCHENG ELECTRONICS CO., LTD