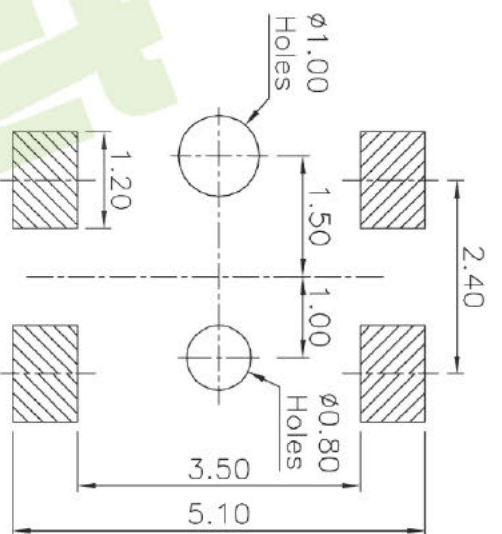
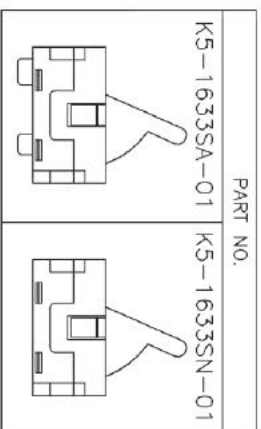
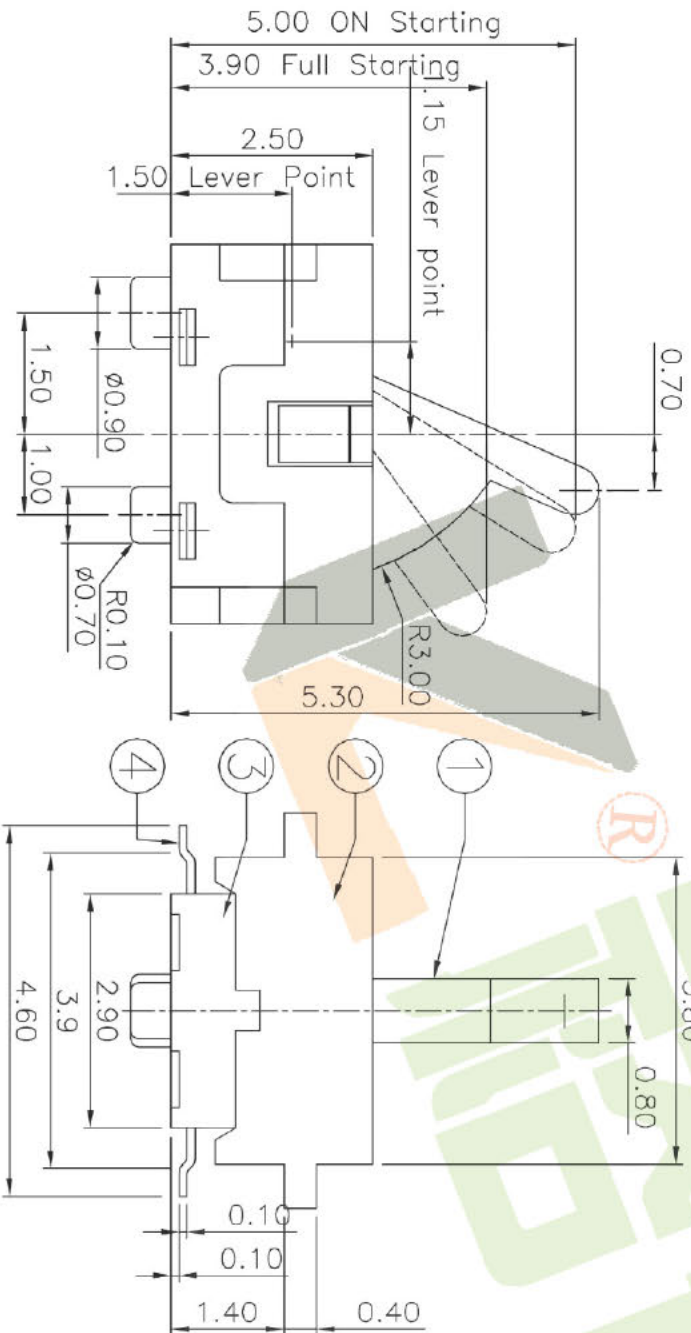


Circuit Diagram



PCB Layout (Pattern side)

NOTE:
 Rating: DC 12V 50mA
 Operating Force: 25±10gf
 Lifetime: 100,000 Cycles



ECN NO.	REV.	DATE.	DESCRIPTION.	CHANGE.	CHECK.	APPRO.
	A		NEW			

ITEM	PART NAME	TER.NO.	QTY.	MATERIAL	FINISHING	REMARK
⑤	Contact Spring	—	1	Be Alloy	Ag Plated	—
④	Terminal	—	4	Phosphor Bronze	Ag Plated	—
③	Base	—	1	PA46	Creamy White	—
②	Housing	—	1	PA46	Creamy White	—
①	Slider	—	1	PA46	Creamy White	—

DRAWN		J.X.Zhang	DATE		2013/9/3
CHECKED			WEBSITE		www.ycelectron.com
APPROVALS			PART NO.		M5-1670E
TOLERANCES ARE		30~40 ±0.30	ANGLE		±2°
		10~30 ±0.20	UNIT: mm		SCALE: 1:1
		5~10 ±0.15	DRAWING NO.		PROJ. SHEET 1 OF 1
		~ 5 ±0.10			

深圳市裕诚电子有限公司
 SHENZHEN YUCHENG ELECTRONICS CO., LTD