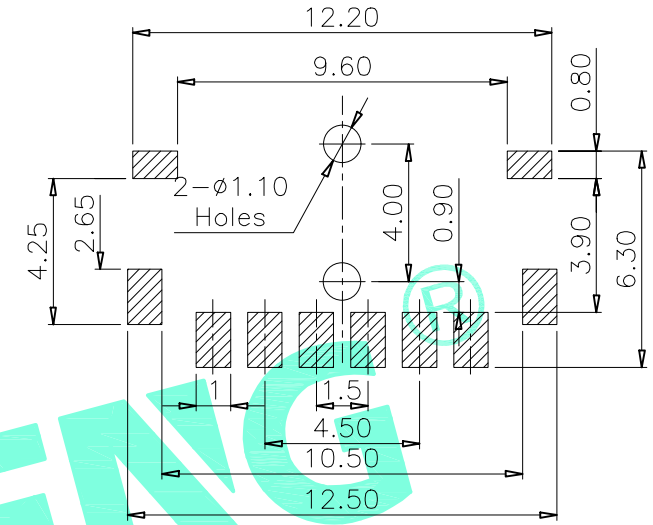
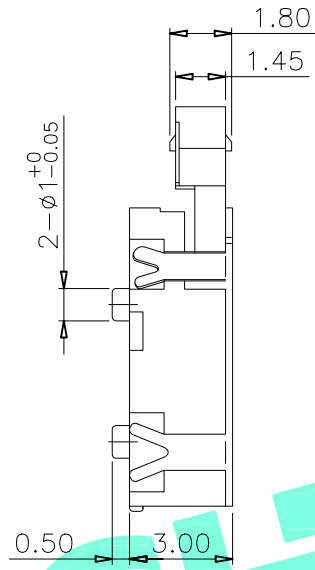
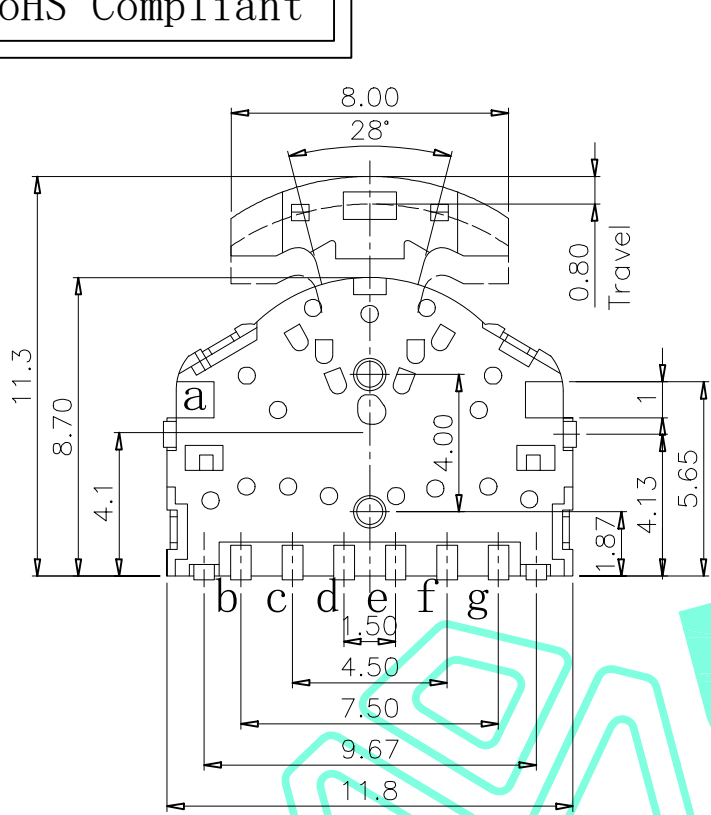


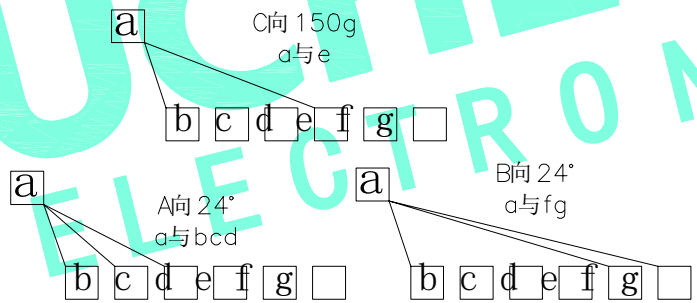
RoHS Compliant

REV. A/0	DESCRIPTION NEW	DESIGN CWF	DATE
----------	-----------------	------------	------



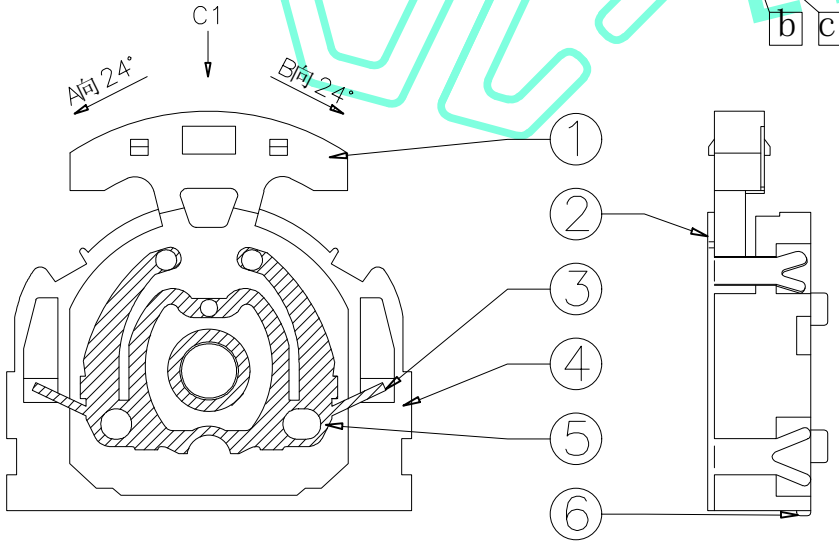
P.C.B Mounting Pattern Dimension

NOTE:
 Operating Force:
 Travel: 0.85±0.15mm
 lever portion 70 ± 40 gf
 Push portion 200 ± 40 gf



Circuit Diagram

⑥	Terminal	8	Brass	Plating silver
⑤	Contact	1	F.Ag/Brass	Plating silver
④	Base	1	PA46	Black
③	Spring	1	SUS	Natural
②	Cover	1	SUS	Natural
①	Keystoke	1	PA46	Black
ITEM	PART NAME	QTY.	MATERIAL	FINISHING



THESE DRAWINGS AND SPECIFICATIONS ARE THE PROPERTY OF SHENZHEN YUCHENG ELECTRONICS,LTD.AND SHALL NOT BE REPRODUCED,COPIED OR USED IN ANY MANNER WITHOUT THE PRIOR WRITTEN CONSENT OF SHENZHEN YUCHENG ELECTRONICS,LTD

APPROVED: WEI JIE
 CHECKED: HONG JIN YUN
 DRAWING: CHEN YA

UCHENG 深圳市裕诚电子有限公司
 ELECTRONICS SHENZHEN YUCHENG ELECTRONICS CO.,LTD

GENERAL TOLERANCES	TITLE:	MULTIFUNCTION SWITCH		
30~以上 ±0.30	PART NO:	M1-5375H		
10~30 ±0.20	WEBSITE:	www.ycelectron.com		
5~10 ±0.15	REV: A	UNIT: mm	SCALE: /	SHEET: A4
~ 5 ±0.10				
SHEET: 1 / 1				