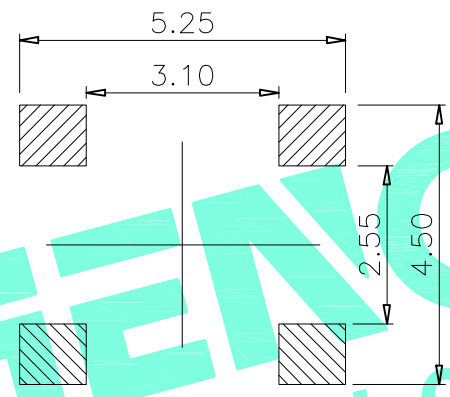
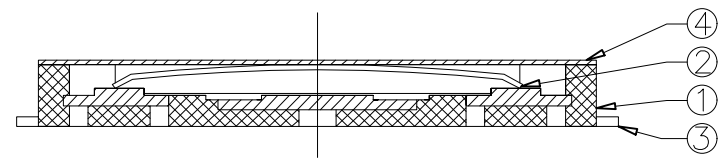
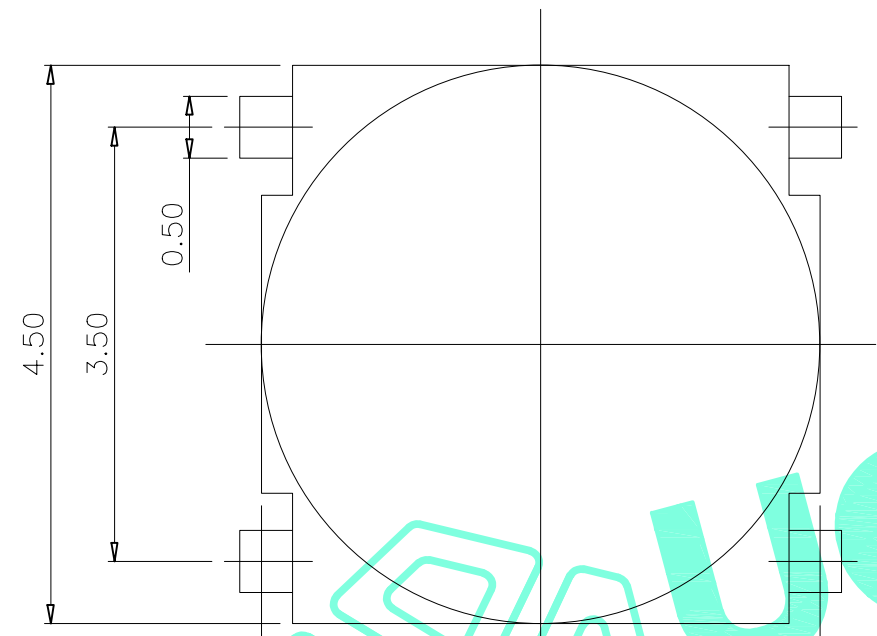


RoHS Compliant

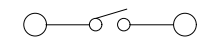
REV. A/0	DESCRIPTION NEW	DESIGN CWF	DATE
-------------	--------------------	---------------	------



NO.1	
PART NO	vigor
1	90±30
2	130±30
3	180±30
4	250±30
5	350±50

PCB Layout (Pattern Side)

Note:
Travel:0.20±0.1mm



Circuit Diagram

④	Dust cover	1	KAPTON FILM	Yellow
③	Terminal	4	Phosphor Bronze	Plating silver
②	Contact	1	F.Ag/SUS	Plating silver
①	Base	1	LCP	Black
ITEM	PART NAME	QTY.	MATERIAL	FINISHING

THESE DRAWINGS AND SPECIFICATIONS ARE THE PROPERTY OF SHENZHEN YUCHENG ELECTRONICS,LTD.AND SHALL NOT BE REPRODUCED,COPIED OR USED IN ANY MANNER WITHOUT THE PRIOR WRITTEN CONSENT OF SHENZHEN YUCHENG ELECTRONICS,LTD

APPROVED: WEI JIE
 CHECKED: HONG JIN YUN
 DRAWING: CHEN YA

YUCHENG® 深圳市裕诚电子有限公司
 ELECTRONICS SHENZHEN YUCHENG ELECTRONICS CO.,LTD

GENERAL TOLERANCES	TITLE:	TACT SWITCH		
30~以上 ±0.30	PART NO:	M2-3980P-NO.1		
10~30 ±0.20	WEBSITE:	www.ycelectron.com		
5~10 ±0.15	REV: A	UNIT: mm	SCALE: /	SHEET: A4
~ 5 ±0.10				
SHEET: 1 / 1				