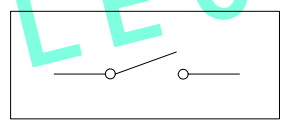
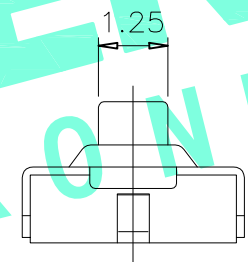
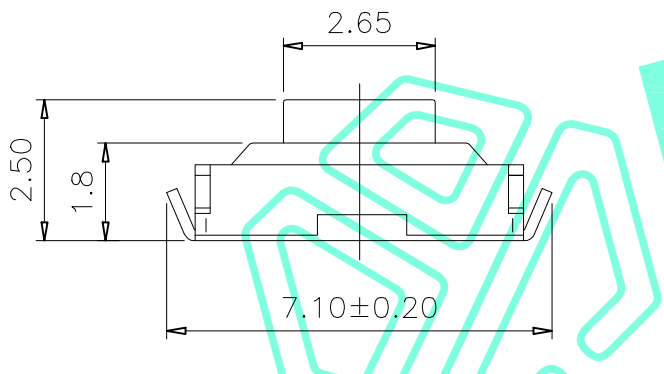
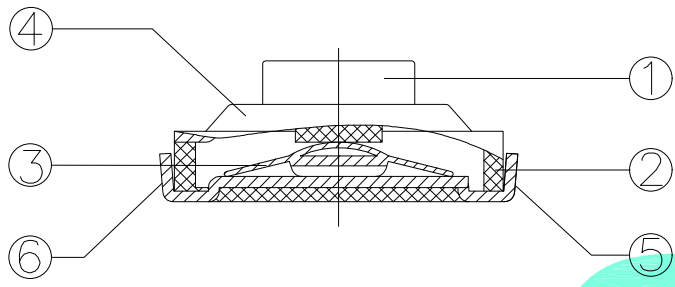
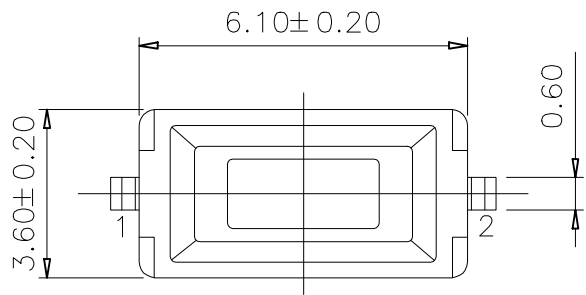


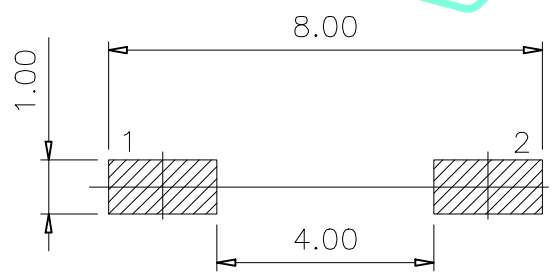
RoHS Compliant

REV. A/0	DESCRIPTION NEW	DESIGN CWF	DATE
-------------	--------------------	---------------	------



Circuit Diagram

NO.1	
PART NO	vigor
1	90±30
2	130±30
3	180±30
4	250±50
5	350±50



PCB Layout(Pattern Side)

ITEM	PART NAME	QTY	MATERIAL	FINISHING
⑥	TERMINAL 2	1	Brass(0.20t)	Ag-PLATED
⑤	TERMINAL 1	1	Brass(0.20t)	Ag-PLATED
④	Cover	1	Sheet Iron	Plating Nickel
③	Contact	1	Stainless Steel	Ag-PLATED
②	Base	1	NYLON	Black
①	Keystoke	1	NYLON	RED

THESE DRAWINGS AND SPECIFICATIONS ARE THE PROPERTY OF SHENZHEN YUCHENG ELECTRONICS.,LTD.AND SHALL NOT BE REPRODUCED,COPIED OR USED IN ANY MANNER WITHOUT THE PRIOR WRITTEN CONSENT OF SHENZHEN YUCHENG ELECTRONICS.,LTD

APPROVED: WEI JIE  
 CHECKED: HONG JIN YUN  
 DRAWING: CHEN YA

**UCHENG®** 深圳市裕诚电子有限公司  
 ELECTRONICS SHENZHEN YUCHENG ELECTRONICS CO.,LTD

GENERAL TOLERANCES	TITLE:	TACT SWITCH		
30~以上 ±0.30	PART NO:	M2-3986P-NO.1		
10~30 ±0.20	WEBSITE:	www.ycelectron.com		
5~10 ±0.15	REV: A	UNIT: mm	SCALE: /	SHEET: A4
~ 5 ±0.10	SHEET: 1 / 1			