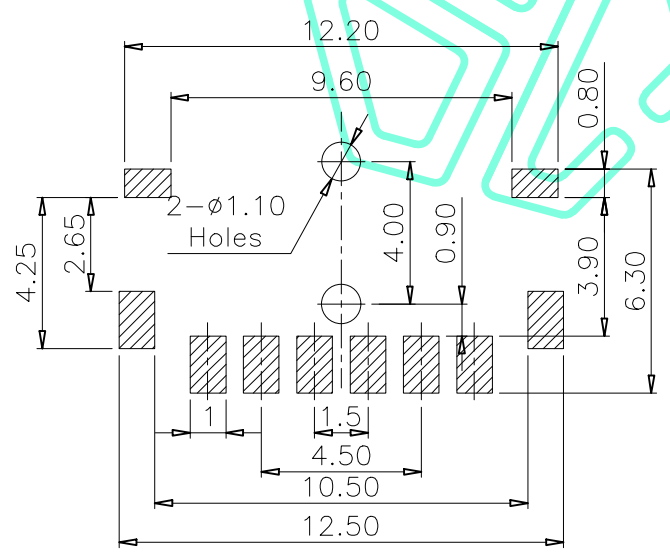
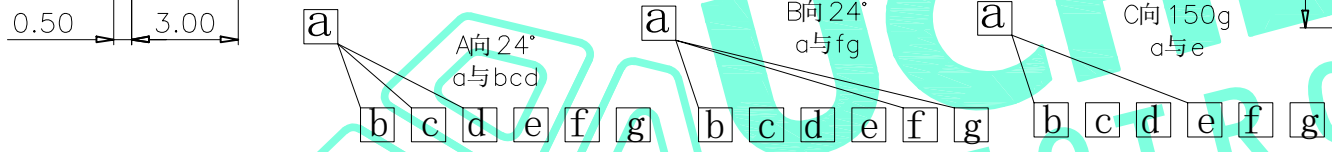
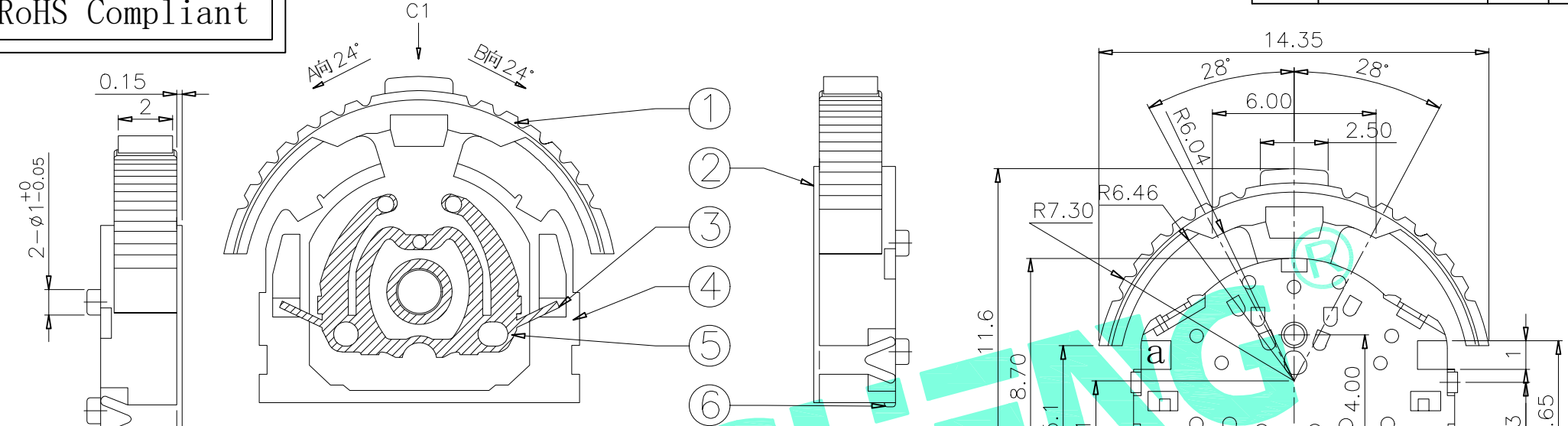


RoHS Compliant

REV. A/0	DESCRIPTION NEW	DESIGN CWF	DATE
----------	-----------------	------------	------



Circuit Diagram

NOTE:
Operating Force:
lever portion 70 ± 40 gf
Push portion 200 ± 40 gf

⑥	Terminal	8	Brass	Plating silver
⑤	Contact	1	F.Ag/Brass	Plating silver
④	Base	1	PA46	Black
③	Spring	1	SUS	Natural
②	Cover	1	SUS	Natural
①	Keystoke	1	PA46	Black
ITEM	PART NAME	QTY.	MATERIAL	FINISHING

THESE DRAWINGS AND SPECIFICATIONS ARE THE PROPERTY OF SHENZHEN YUCHENG ELECTRONICS,LTD.AND SHALL NOT BE REPRODUCED,COPIED OR USED IN ANY MANNER WITHOUT THE PRIOR WRITTEN CONSENT OF SHENZHEN YUCHENG ELECTRONICS,LTD

APPROVED: WEI JIE
CHECKED: HONG JIN YUN
DRAWING: CHEN YA

YUCHENG ELECTRONICS 深圳市裕诚电子有限公司
SHENZHEN YUCHENG ELECTRONICS CO.,LTD

GENERAL TOLERANCES	TITLE:	MULTIFUNCTION SWITCH
30~以上 ±0.30	PART NO:	M1-5136H
10~30 ±0.20	WEBSITE:	www.ycelectron.com
5~10 ±0.15	REV: A	UNIT: mm SCALE: / SHEET: A4
~ 5 ±0.10	SHEET: 1 / 1	

P.C.B Mounting Pattern Dimension