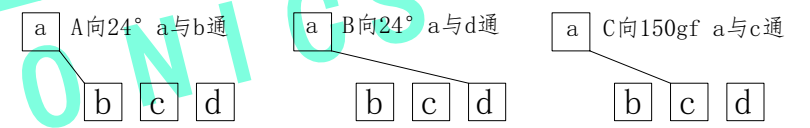
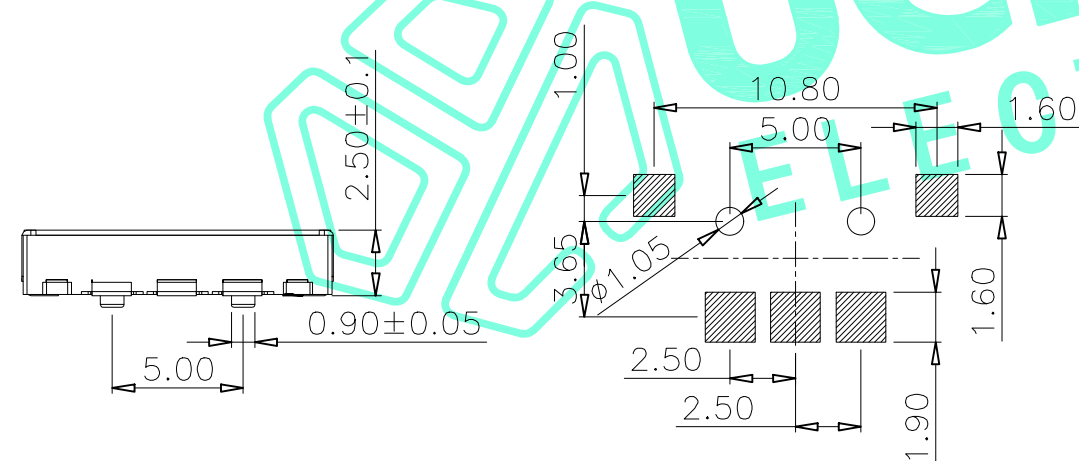
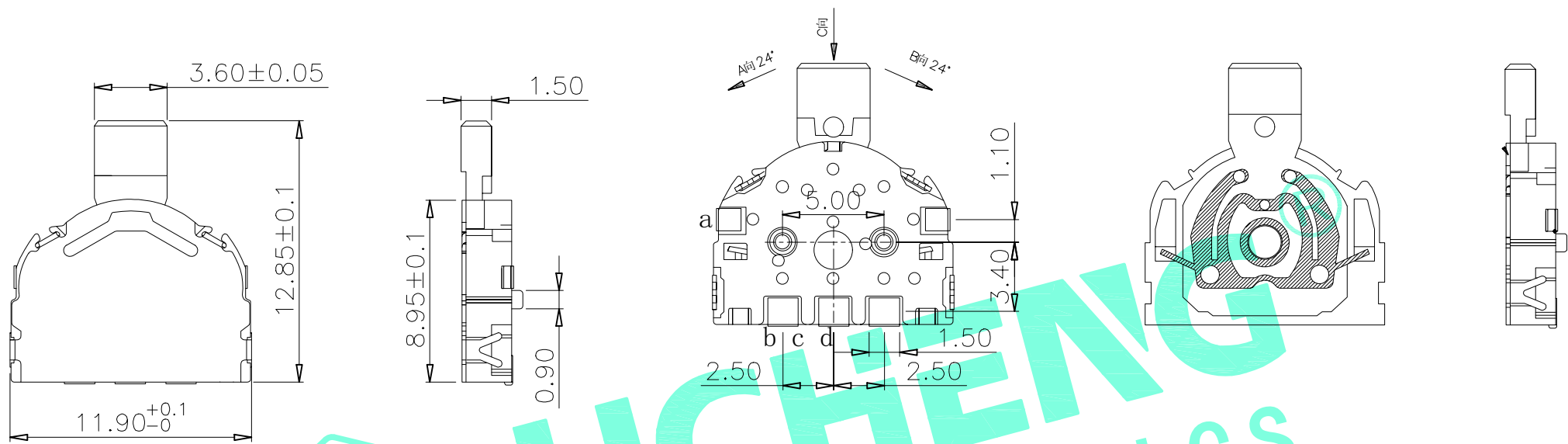


RoHS Compliant

REV. A/0	DESCRIPTION NEW	DESIGN CWF	DATE
-------------	--------------------	---------------	------



Circuit Diagram

P.C.B Mounting Pattern Dimension

NOTE:  
Operating Force:  
lever portion  $80 \pm 50$  gf  
Push portion  $205 \pm 50$  gf

ITEM	PART NAME	QTY.	MATERIAL	FINISHING
⑥	Contact	1	F.Ag/Brass	——
⑤	Terminal	5	Phosphor bronze(0.15t)	Plating silver
④	Base	1	PA46	Black
③	Spring	1	SUS	——
②	Cover	1	SUS	——
①	Keystoke	1	PA46	Black

THESE DRAWINGS AND SPECIFICATIONS ARE THE PROPERTY OF SHENZHEN YUCHENG ELECTRONICS,LTD.AND SHALL NOT BE REPRODUCED,COPIED OR USED IN ANY MANNER WITHOUT THE PRIOR WRITTEN CONSENT OF SHENZHEN YUCHENG ELECTRONICS,LTD

APPROVED: WEI JIE  
CHECKED: HONG JIN YUN  
DRAWING: CHEN YA

**UCHENG® 深圳市裕诚电子有限公司**  
ELECTRONICS SHENZHEN YUCHENG ELECTRONICS CO.,LTD

GENERAL TOLERANCES	TITLE:	MULTIFUNCTION SWITCH
30~以上 ±0.30	PART NO:	M1-5225G
10~30 ±0.20	WEBSITE:	www.ycelectron.com
5~10 ±0.15	REV: A	UNIT: mm SCALE: / SHEET: A4
~ 5 ±0.10	SHEET: 1 / 1	