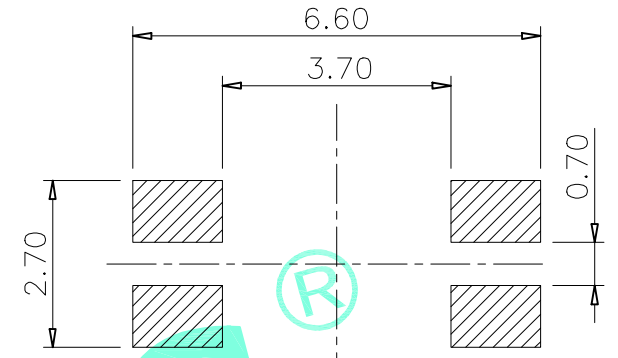
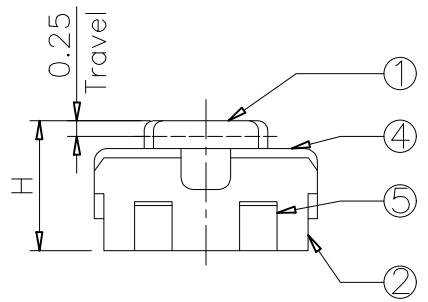
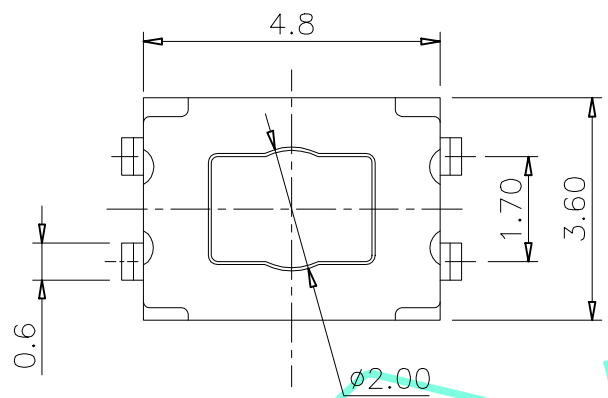
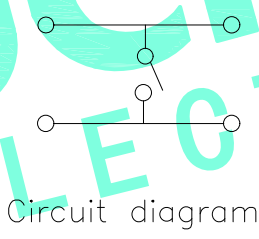


RoHS Compliant

REV. A/0	DESCRIPTION NEW	DESIGN CWF	DATE
----------	-----------------	------------	------



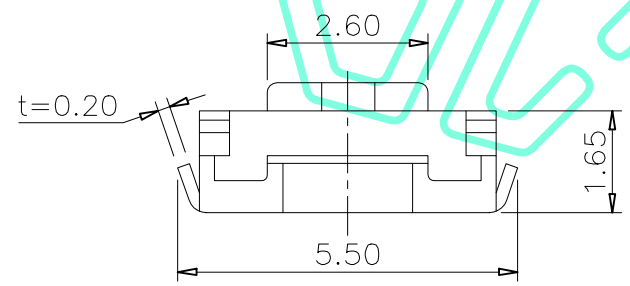
PCB Layout recommended



NO.1	
PART NO	H
A	2.1
B	2.5

NO.2	
PART NO	vigor
2	130±30
3	160±30
4	250±30

ITEM	PART NAME	QTY.	MATERIAL	FINISHING
⑤	Terminal	4	Phosphor Bronze	Ag-PLATED
④	Shell	1	SUS	Natural
③	Contact	1	SUS	Ag-PLATED
②	Base	1	Nylon	Black
①	Keystoke	1	Nylon	Black



THESE DRAWINGS AND SPECIFICATIONS ARE THE PROPERTY OF SHENZHEN YUCHENG ELECTRONICS,LTD AND SHALL NOT BE REPRODUCED,COPIED OR USED IN ANY MANNER WITHOUT THE PRIOR WRITTEN CONSENT OF SHENZHEN YUCHENG ELECTRONICS,LTD

APPROVED: WEI JIE
 CHECKED: HONG JIN YUN
 DRAWING: CHEN YA

UCHENG® 深圳市裕诚电子有限公司
 ELECTRONICS SHENZHEN YUCHENG ELECTRONICS CO.,LTD

GENERAL TOLERANCES	TITLE:	TACT SWITCH		
30~以上 ±0.30	PART NO:	M2-1889A-NO.1/2		
10~30 ±0.20	WEBSITE:	www.ycelectron.com		
5~10 ±0.15	REV: A	UNIT: mm	SCALE: /	SHEET: A4
~ 5 ±0.10	SHEET: 1 / 1			