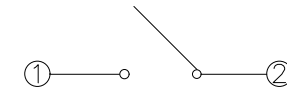
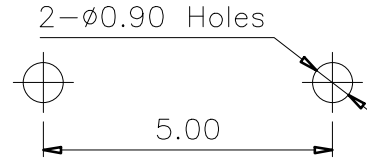


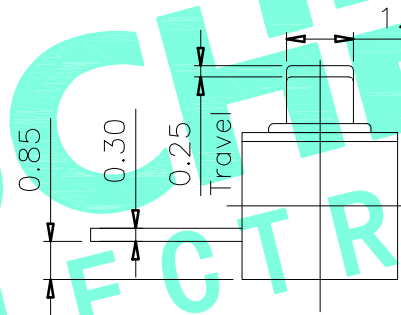
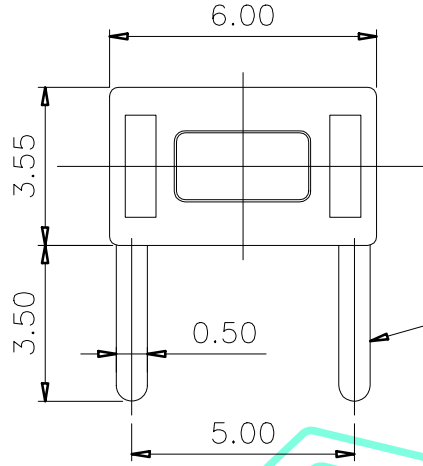
RoHS Compliant

REV.	DESCRIPTION	DESIGN	DATE
A/0	NEW	CWF	



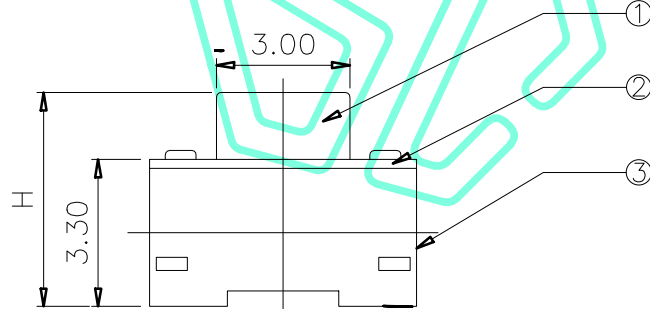
PCB Layout (Pattern Side)

Circuit Diagram



NO.1	
PART NO	H
A	4.3
C	5

NO.2	
PART NO	VIGOR
1	90±30
2	130±30
3	180±30
4	250±30
5	350±50



ITEM	PART NAME	QTY.	MATERIAL	FINISHING
⑤	Terminal	2	Brass(0.30t)	Plating silver
④	Contact	1	F.Ag/SUS	Plating silver
③	Base	1	PA66	Black
②	Cover	1	SPCC	Plating Nickel
①	Keystoke	1	PA66	White

THESE DRAWINGS AND SPECIFICATIONS ARE THE PROPERTY OF SHENZHEN YUCHENG ELECTRONICS.,LTD AND SHALL NOT BE REPRODUCED COPIED OR USED IN ANY MANNER WITHOUT THE PRIOR WRITTEN CONSENT OF SHENZHEN YUCHENG ELECTRONICS.,LTD



深圳市裕诚电子有限公司
SHENZHEN YUCHENG ELECTRONICS CO.,LTD

APPROVED: WEI JIE
CHECKED: HONG JIN YUN
DRAWING: CHEN YA

GENERAL TOLERANCES	
30~以上	±0.30
10~30	±0.20
5~10	±0.15
~ 5	±0.10
SHEET:	1 / 1

TITLE:		TACT SWITCH	
PART NO:	M2-3959A-NO.1/2		
WEBSITE:	www.ycelectron.com		
REV: A	UNIT: mm	SCALE: /	SHEET: A4

