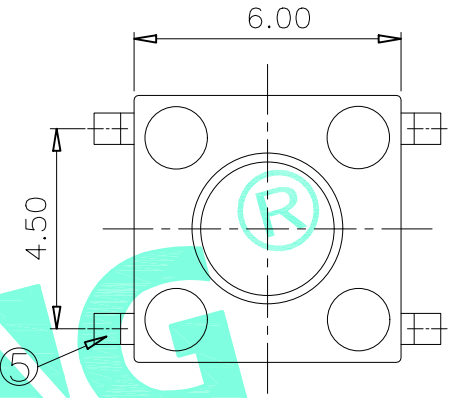
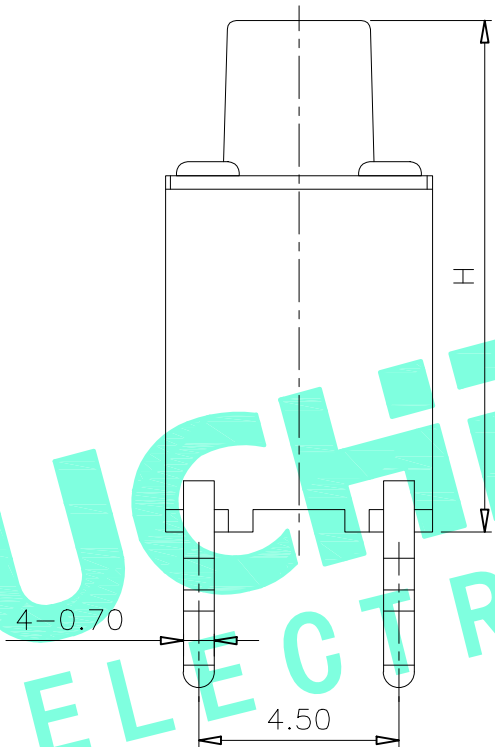
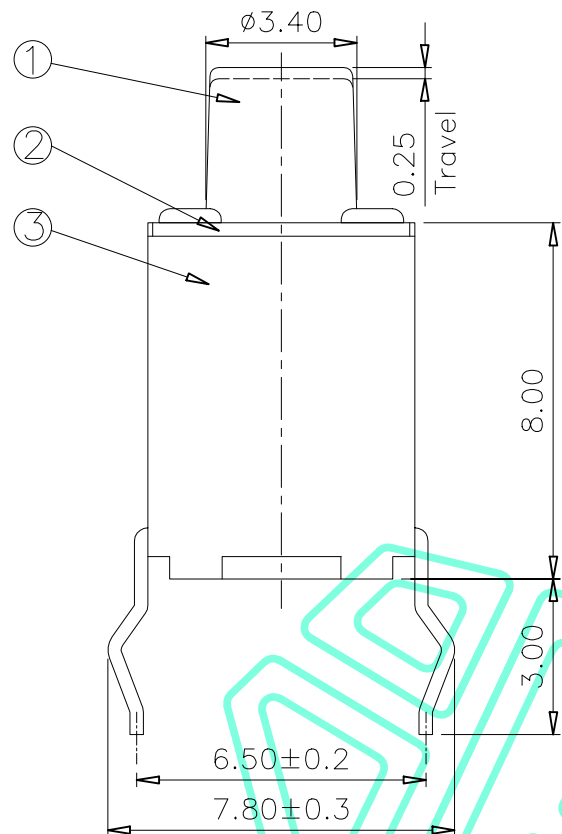


RoHS Compliant

REV. A/0	DESCRIPTION NEW	DESIGN CWF	DATE
----------	-----------------	------------	------

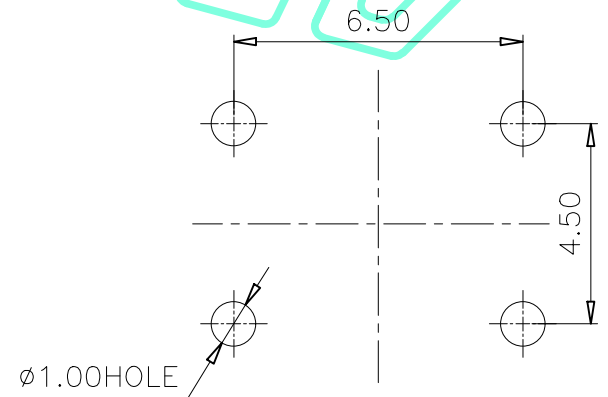


NO.1

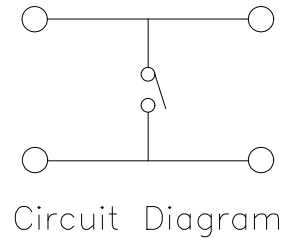
PART NO	H
O	11
Q	12
S	13
U	14
V	15
W	16
X	17
Y	18

NO.2

PART NO	vigor
1	90±30
2	130±30
3	180±30
4	250±30
5	350±50



PCB Layout(Pattern side)



ITEM	PART NAME	QTY.	MATERIAL	FINISHING
⑤	Terminal	4	Brass(0.30t)	Plating silver
④	Contact	1	F.Ag/SUS	—
③	Base	1	Nylon	Black
②	Cover	1	Brass	Plating Nickel
①	Keystoke	1	Nylon	Black

THESE DRAWINGS AND SPECIFICATIONS ARE THE PROPERTY OF SHENZHEN YUCHENG ELECTRONICS.,LTD.AND SHALL NOT BE REPRODUCED,COPIED OR USED IN ANY MANNER WITHOUT THE PRIOR WRITTEN CONSENT OF SHENZHEN YUCHENG ELECTRONICS.,LTD

UCHENG 深圳市裕诚电子有限公司
ELECTRONICS SHENZHEN YUCHENG ELECTRONICS CO.,LTD

APPROVED: WEI JIE	CHECKED: HONG JIN YUN	DRAWING: CHEN YA	GENERAL TOLERANCES	TITLE: TACT SWITCH
			30~以上 ±0.30	PART NO: M2-1775A-NO.1/2
			10~30 ±0.20	WEBSITE: www.ycelectron.com
			5~10 ±0.15	REV: A UNIT: mm SCALE: / SHEET: A4
			~ 5 ±0.10	
			SHEET: 1 / 1	