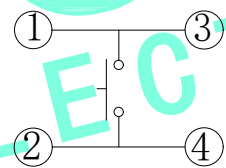
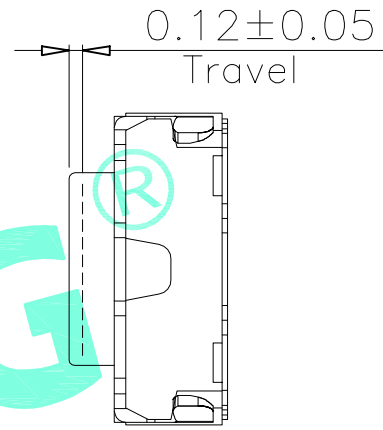
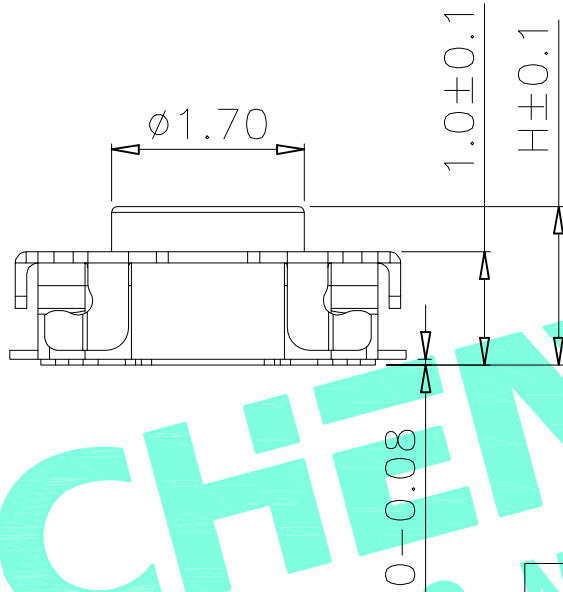
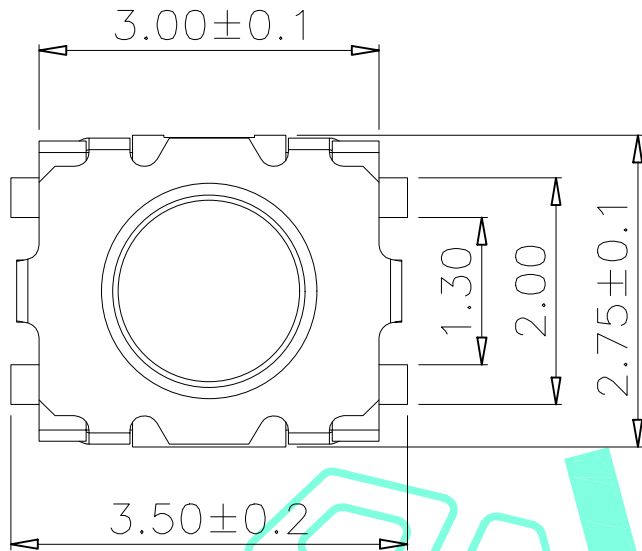


RoHS Compliant

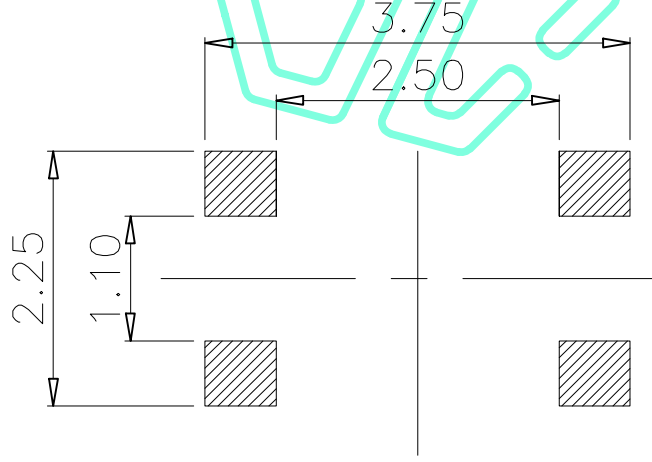
REV. A/0	DESCRIPTION NEW	DESIGN CWF	DATE
----------	-----------------	------------	------



Circuit diagram

NO.1	
PART NO	H
A	1.4
B	1.8
C	2.0
D	2.5

NO.2	
PART NO	VIGOR
3	180±30
4	250±50
5	400±80



Typical Specifications
 1.Rating : DC 15V 20mA
 2.Life :100,000 Cycles

⑤	Terminal	4	Phosphor Bronze	Plating silver
④	Contact	2	F.Ag/SUS	—
③	Base	1	LCP	Black
②	Cover	1	SUS	Plating Nickel
①	Keystoke	1	LCP	White/Black
ITEM	PART NAME	QTY.	MATERIAL	FINISHING

THESE DRAWINGS AND SPECIFICATIONS ARE THE PROPERTY OF SHENZHEN YUCHENG ELECTRONICS.LTD AND SHALL NOT BE REPRODUCED, COPIED OR USED IN ANY MANNER WITHOUT THE PRIOR WRITTEN CONSENT OF SHENZHEN YUCHENG ELECTRONICS.LTD

APPROVED: WEI JIE
 CHECKED: HONG JIN YUN
 DRAWING: CHEN YA

UCHENG 深圳市裕诚电子有限公司
 ELECTRONICS SHENZHEN YUCHENG ELECTRONICS CO.,LTD

GENERAL TOLERANCES		TITLE:	
30~以上	±0.30	TACT SWITCH	
10~30	±0.20	PART NO:	M2-1768A-NO.1/2
5~10	±0.15	WEBSITE :	www.ycelectron.com
~ 5	±0.10	REV: A	UNIT: mm
SHEET: 1 / 1		SCALE: /	SHEET: A4

