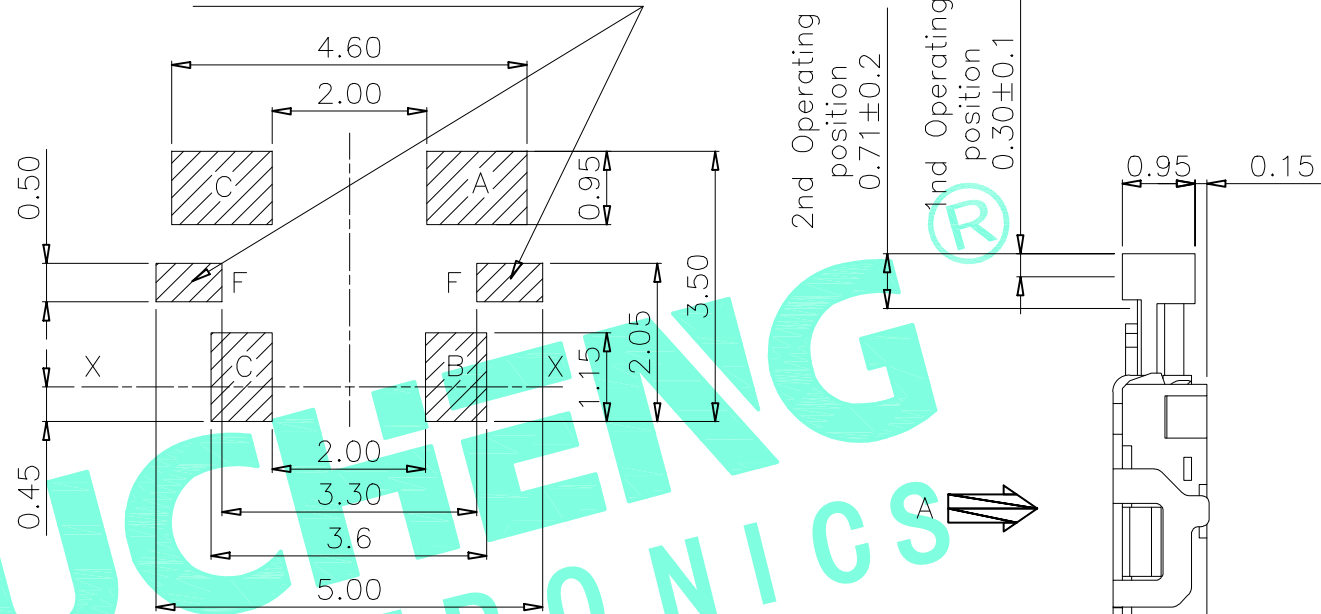
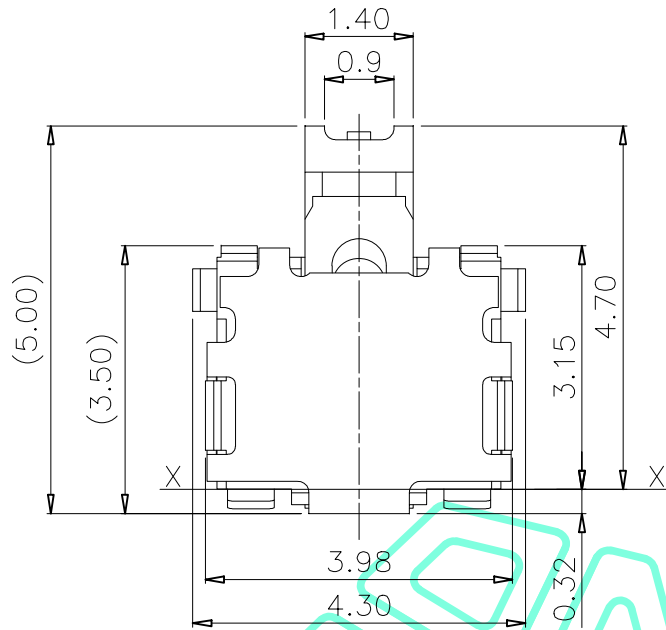


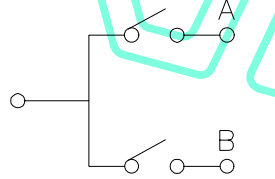
RoHS Compliant

REV.	DESCRIPTION	DESIGN	DATE
A/0	NEW	CWF	

F terminals are soldering terminals for switch fixing only.
Do not connect with other circuits



PCB Layout(Pattern Side)/A direction



Circuit diagram

Note:
1. Operating force: 1st 100±50gf
2st 180±50gf

⑥	Dust cover	1	KAPTON FILM	Yellow
⑤	Terminal	4	Phosphor Bronze	Plating silver
④	Contact	1	F.Ag/SUS	Plating silver
③	Base	1	Nylon	Black
②	Cover	1	SUS	Tin plated
①	Knob	1	Nylon	Black
ITEM	PART NAME	QTY.	MATERIAL	FINISHING

THESE DRAWINGS AND SPECIFICATIONS ARE THE PROPERTY OF SHENZHEN YUCHENG ELECTRONICS, LTD. AND SHALL NOT BE REPRODUCED, COPIED OR USED IN ANY MANNER WITHOUT THE PRIOR WRITTEN CONSENT OF SHENZHEN YUCHENG ELECTRONICS, LTD.

APPROVED: WEI JIE
CHECKED: HONG JIN YUN
DRAWING: CHEN YA

UCHENG® 深圳市裕诚电子有限公司
ELECTRONICS SHENZHEN YUCHENG ELECTRONICS CO.,LTD

GENERAL TOLERANCES		TITLE:	
30~以上	±0.30	TACT SWITCH	
10~30	±0.20	PART NO:	
5~10	±0.15	M2-1869D	
~ 5	±0.10	WEBSITE :	
SHEET: 1 / 1		www.ycelectron.com	
REV: A	UNIT: mm	SCALE: /	SHEET: A4

