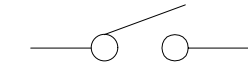
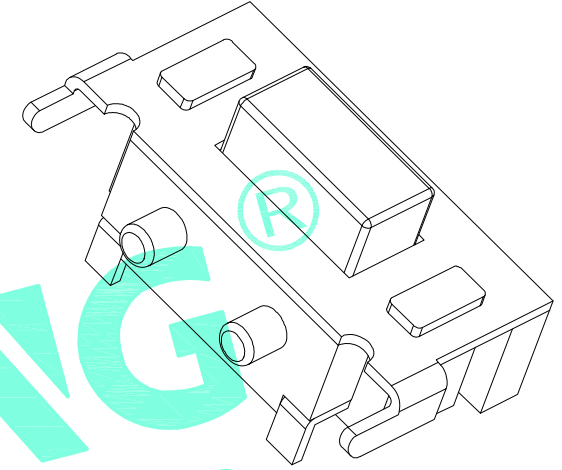
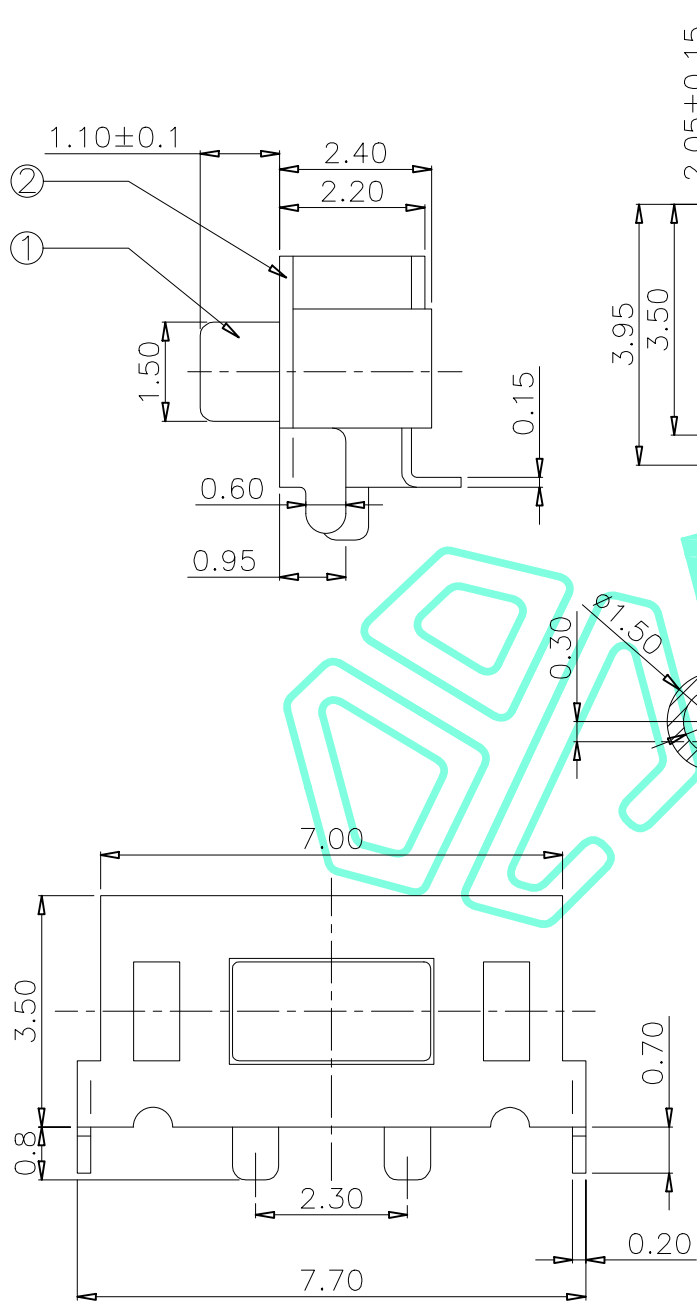


RoHS Compliant

REV. A/0	DESCRIPTION NEW	DESIGN CWF	DATE
----------	-----------------	------------	------



Circuit diagram

NO.1	
PART NO	vigor
1	90±30
2	130±30
3	180±30
4	250±30
5	350±50

PCB Layout recommended

ITEM	PART NAME	QTY.	MATERIAL	FINISHING
⑤	Terminal	2	Phosphor Bronze	Plating silver
④	Contact	1	F.Ag/SUS	Natural
③	Base	1	LCP	White
②	Cover	1	Brass(0.20t)	Plating Nickel
①	Keystoke	1	LCP	Black

THESE DRAWINGS AND SPECIFICATIONS ARE THE PROPERTY OF SHENZHEN YUCHENG ELECTRONICS.LTD AND SHALL NOT BE REPRODUCED, COPIED OR USED IN ANY MANNER WITHOUT THE PRIOR WRITTEN CONSENT OF SHENZHEN YUCHENG ELECTRONICS.LTD

APPROVED: WEI JIE
 CHECKED: HONG JIN YUN
 DRAWING: CHEN YA

YUCHENG 深圳市裕诚电子有限公司
 ELECTRONICS SHENZHEN YUCHENG ELECTRONICS CO.,LTD

GENERAL TOLERANCES	TITLE:	TACT SWITCH		
30~以上 ±0.30	PART NO:	M2-1723A-NO.1		
10~30 ±0.20	WEBSITE:	www.ycelectron.com		
5~10 ±0.15	REV: A	UNIT: mm	SCALE: /	SHEET: A4
~ 5 ±0.10	SHEET: 1 / 1			