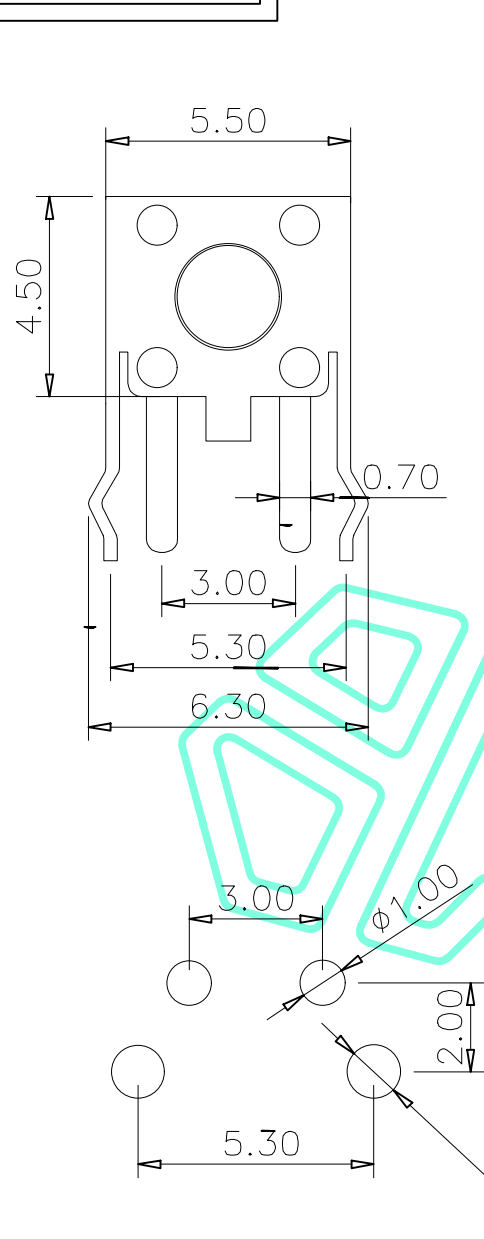
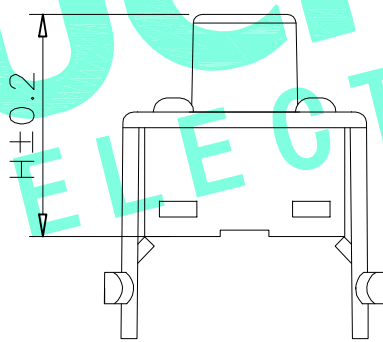
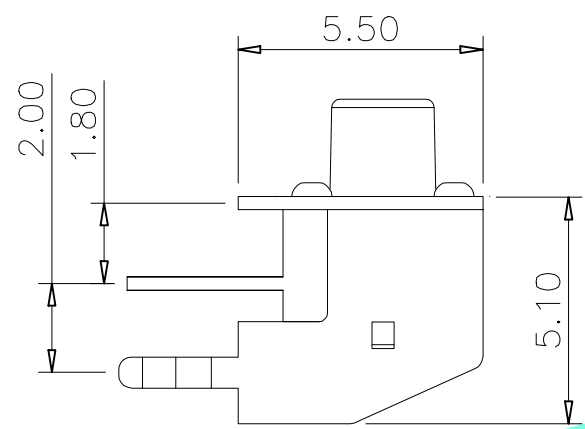


RoHS Compliant

REV. A/0	DESCRIPTION NEW	DESIGN CWF	DATE
----------	-----------------	------------	------



PCB Layout(Pattern side)



- Typical Specifications
- 1.Rating : DC 12V 50mA
 - 2.Contact Resistance: $\leq 100\text{m}\Omega$
 - 3.Insulation Resistance: $\geq 100\text{m}\Omega$
 - 4.Operating Force: $250\pm 40\text{gf}$
 - 5.Travel: $0.25\pm 0.1\text{mm}$
 - 6.Life : 100,000 Cycles

YUCHENG ELECTRONICS

Circuit Diagram



NO.1	
PART NO	H
A	3.8
B	4.3
H	4.5
C	4.8
D	5.0
J	5.5
E	6.0
K	6.5
F	7.0
L	7.5
G	8.0

⑤	Cover	1	SPCC	Tin Plated
④	Keystoke	1	PPA	Black
③	Contact	1	F.Ag/SUS	Plating silver
②	Base	1	PPA	Black
①	Terminal	2	Brass(0.3t)	Plating silver
ITEM	PART NAME	QTY.	MATERIAL	FINISHING

THESE DRAWINGS AND SPECIFICATIONS ARE THE PROPERTY OF SHENZHEN YUCHENG ELECTRONICS.LTD.AND SHALL NOT BE REPRODUCED,COPIED OR USED IN ANY MANNER WITHOUT THE PRIOR WRITTEN CONSENT OF SHENZHEN YUCHENG ELECTRONICS.LTD

APPROVED: WEI JIE
 CHECKED: HONG JIN YUN
 DRAWING: CHEN YA

YUCHENG ELECTRONICS 深圳市裕诚电子有限公司
 SHENZHEN YUCHENG ELECTRONICS CO.,LTD

GENERAL TOLERANCES	TITLE:	TACT SWITCH		
30~以上 ±0.30	PART NO:	M2-1708A-NO.1		
10~30 ±0.20	WEBSITE:	www.ycelectron.com		
5~10 ±0.15	REV: A	UNIT: mm	SCALE: /	SHEET: A4
~ 5 ±0.10				
SHEET: 1 / 1				