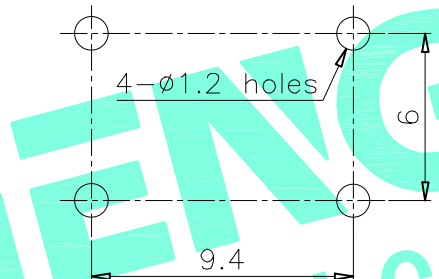
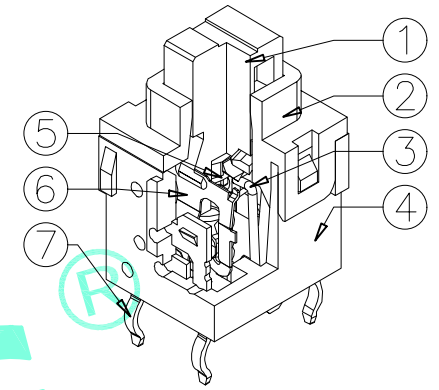
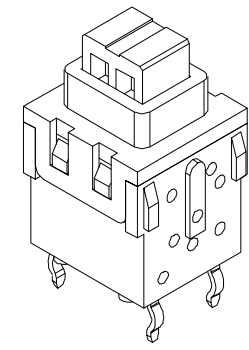
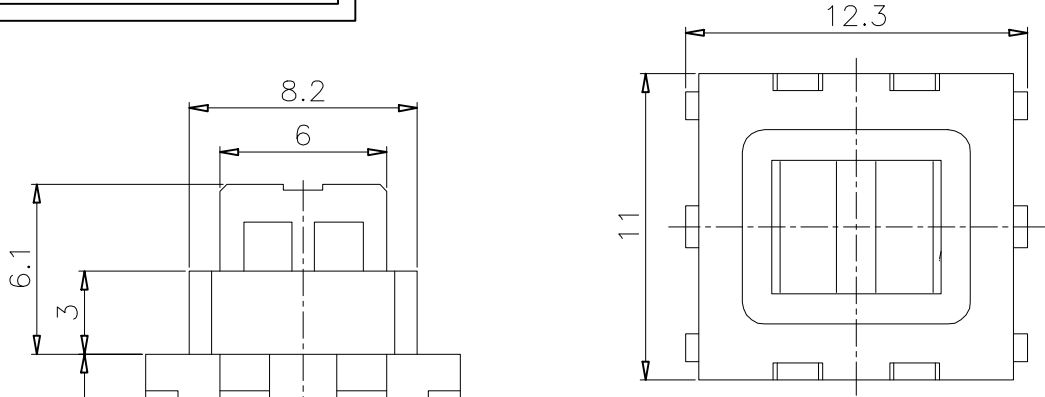
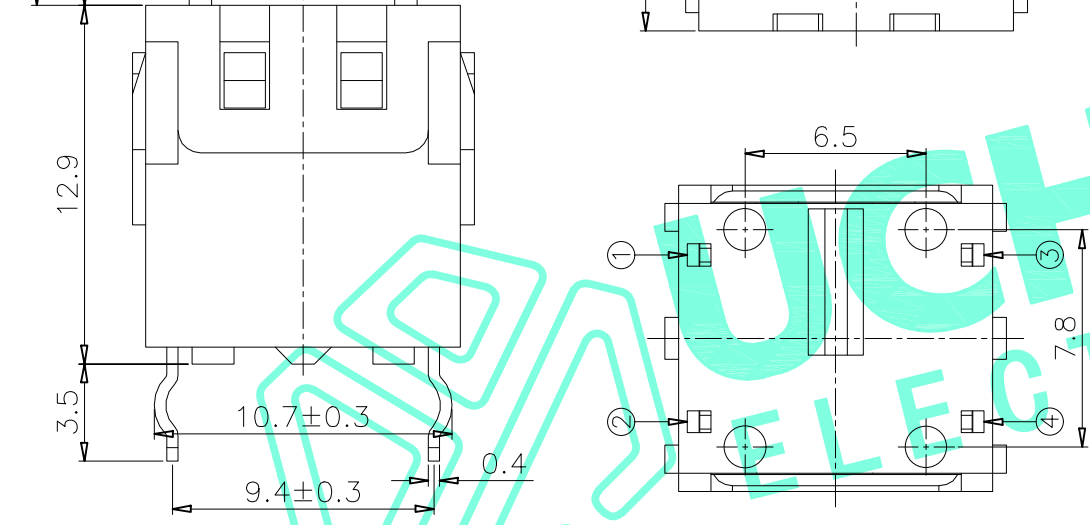


RoHS Compliant

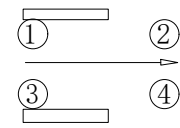
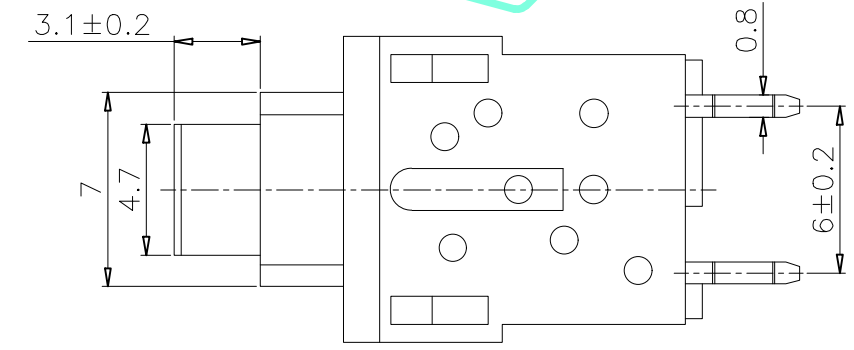
REV. A/0	DESCRIPTION NEW	DESIGN CWF	DATE
-------------	--------------------	---------------	------



PCB Layout(Pattern Side)



NO.	Operating Type	Part No.	Part No.
1	Push To Lock	M8-1236F-D3.1	M8-1236F-D9.1
2	Push No Lock	M8-1236F-W3.1	M8-1236F-W9.1
3	Push No Sound No Lock	M8-1236F-J3.1	M8-1236F-J9.1



Circuit Diagram

⑦	Terminal	4	Brass strip	Plating silver
⑥	Contact	2	Phosphor bronze	Plating silver
⑤	Spring	1	SUS	Natural
④	Base	1	PBT	Black
③	Crochet Needle	1	SUS	Natural
②	Cover	1	POM	White
①	KNOB	1	PA66	White
ITEM	PART NAME	QTY.	MATERIAL	FINISHING

THESE DRAWINGS AND SPECIFICATIONS ARE THE PROPERTY OF SHENZHEN YUCHENG ELECTRONICS.,LTD AND SHALL NOT BE REPRODUCED, COPIED OR USED IN ANY MANNER WITHOUT THE PRIOR WRITTEN CONSENT OF SHENZHEN YUCHENG ELECTRONICS.,LTD

APPROVED: WEI JIE
 CHECKED: HONG JIN YUN
 DRAWING: CHEN YA

UCHENG 深圳市裕诚电子有限公司
 ELECTRONICS SHENZHEN YUCHENG ELECTRONICS CO.,LTD

GENERAL TOLERANCES	TITLE:	PUSHBUTTON SWITCHES		
30~以上 ±0.30	PART NO:	M8-1236F		
10~30 ±0.20	WEBSITE:	www.ycelectron.com		
5~10 ±0.15	REV: A	UNIT: mm	SCALE: /	SHEET: A4
~ 5 ±0.10	SHEET: 1 / 1			