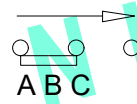
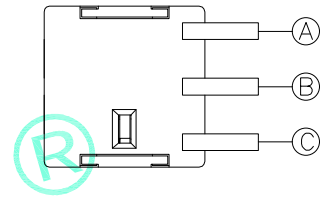
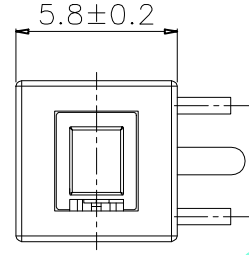
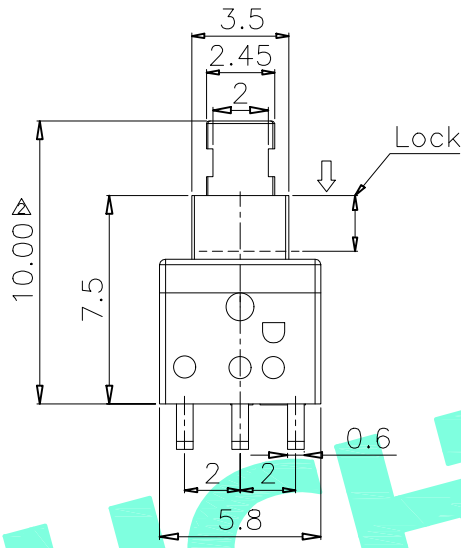
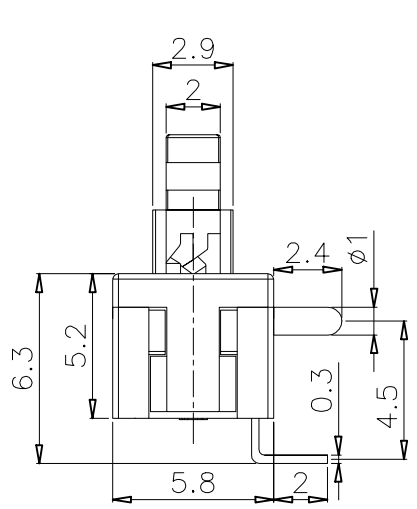


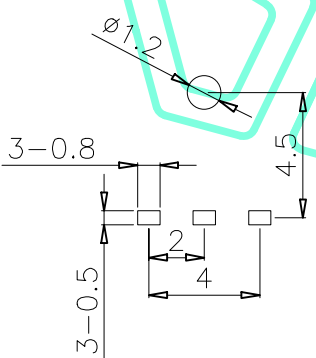
RoHS Compliant

REV. A/0	DESCRIPTION NEW	DESIGN CWF	DATE
-------------	--------------------	---------------	------

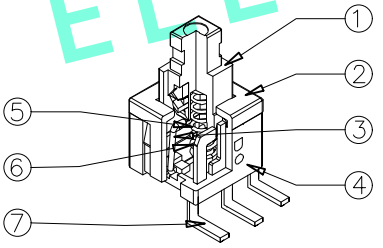


Circuit Diagram

- NOTE:
1. Rated Load: DC 30V 0.1A
 2. Contact resistance: 30mΩ MAX
 3. Insulation Resistance: 100MΩ MIN
 4. Operating Force: 220gf±50gf
 5. Travel : 2.0±0.2mm
 6. Life: 10,000 Cycles



PCB Layout(Pattern Side)



ITEM	PART NAME	QTY.	MATERIAL	FINISHING
⑦	Terminal	3	Brass strip	Plating silver
⑥	Contact	2	Phosphor bronze	Plating silver
⑤	Spring	1	SUS	Natural
④	Base	1	Nylon	Gray
③	Crochet Needle	1	SUS	Natural
②	Cover	1	POM	Black
①	KNOB	1	POM	White

THESE DRAWINGS AND SPECIFICATIONS ARE THE PROPERTY OF SHENZHEN YUCHENG ELECTRONICS.,LTD.AND SHALL NOT BE REPRODUCED,COPIED OR USED IN ANY MANNER WITHOUT THE PRIOR WRITTEN CONSENT OF SHENZHEN YUCHENG ELECTRONICS.,LTD

APPROVED: WEI JIE
 CHECKED: HONG JIN YUN
 DRAWING: CHEN YA

UCHENG 深圳市裕诚电子有限公司
 ELECTRONICS SHENZHEN YUCHENG ELECTRONICS CO.,LTD

GENERAL TOLERANCES	TITLE:	PUSHBUTTON SWITCHES		
30~以上 ±0.30	PART NO:	M8-1255F		
10~30 ±0.20	WEBSITE:	www.ycelectron.com		
5~10 ±0.15	REV: A	UNIT: mm	SCALE: /	SHEET: A4
~ 5 ±0.10				
SHEET: 1 / 1				