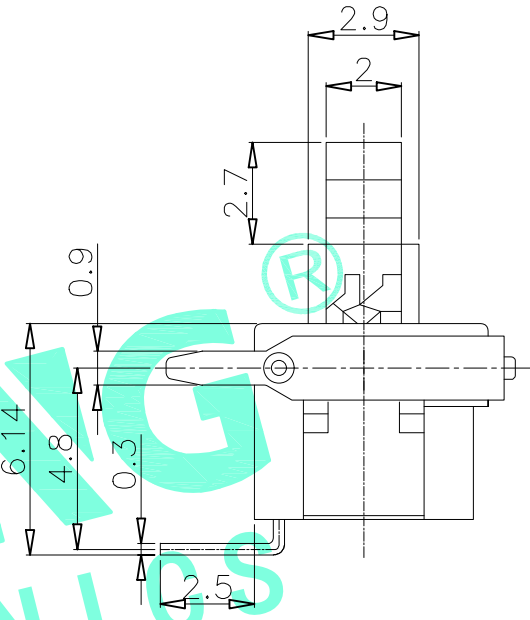
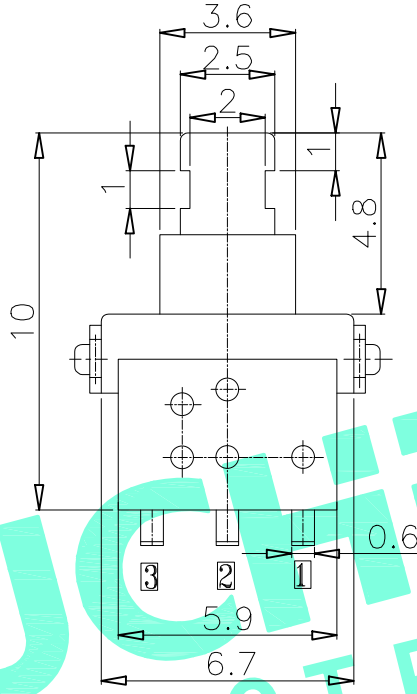
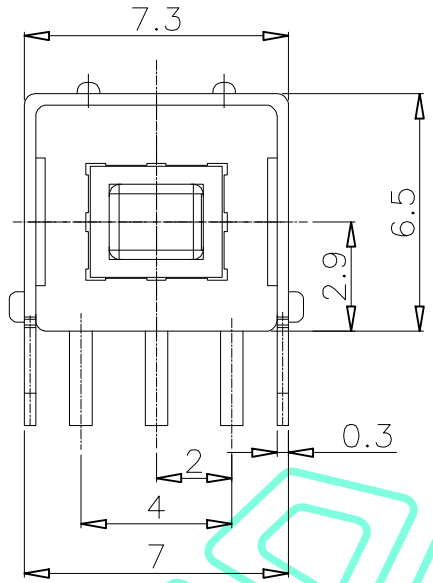


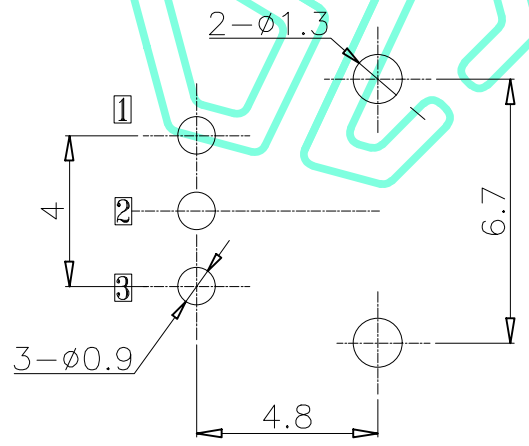
RoHS Compliant

REV. A/0	DESCRIPTION NEW	DESIGN CWF	DATE
----------	-----------------	------------	------

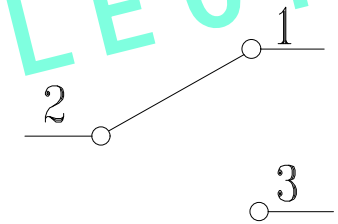


NOTE:
 1. Operating Force: 230gf±50gf
 2. Travel : 2.0±0.2mm

NO.	Operating Type	Part No.
1	Push To Lock	M8-1256E-D
2	Push No Lock	M8-1256E-W



PCB Layout(Pattern Side)



Circuit Diagram

ITEM	PART NAME	QTY.	MATERIAL	FINISHING
⑤	Cover Bushing	1	SUS	Sn Plated
④	SPRING	1	SUS	Natural
③	CASE	1	PPA/BRASS STRIP	Black
②	Cover	1	PA9T	Black
①	KNOB	1	PPA/PBS C5210R-EH	White

THESE DRAWINGS AND SPECIFICATIONS ARE THE PROPERTY OF SHENZHEN YUCHENG ELECTRONICS.,LTD.AND SHALL NOT BE REPRODUCED,COPIED OR USED IN ANY MANNER WITHOUT THE PRIOR WRITTEN CONSENT OF SHENZHEN YUCHENG ELECTRONICS.,LTD

APPROVED: WEI JIE
 CHECKED: HONG JIN YUN
 DRAWING: CHEN YA

UCHENG 深圳市裕诚电子有限公司
 ELECTRONICS SHENZHEN YUCHENG ELECTRONICS CO.,LTD

GENERAL TOLERANCES	TITLE:	PUSHBUTTON SWITCHES		
30~以上 ±0.30	PART NO:	M8-1256E		
10~30 ±0.20	WEBSITE :	www.ycelectron.com		
5~10 ±0.15	REV: A	UNIT: mm	SCALE: /	SHEET: A4
~ 5 ±0.10	SHEET: 1 / 1			

