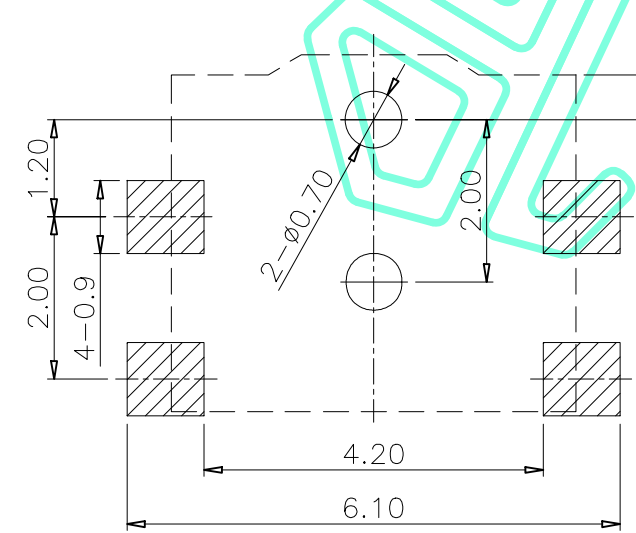
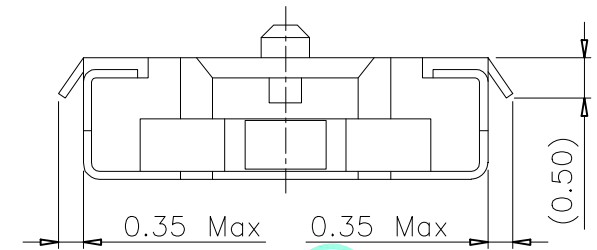
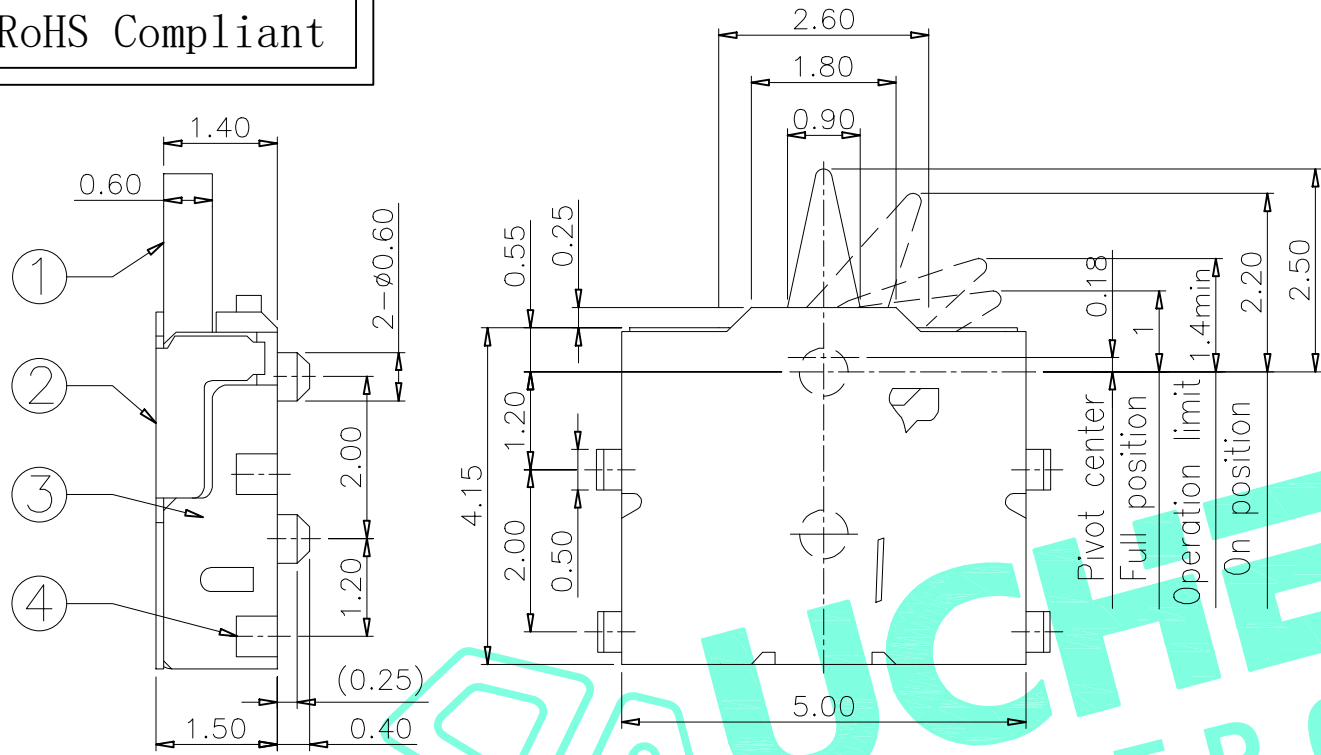
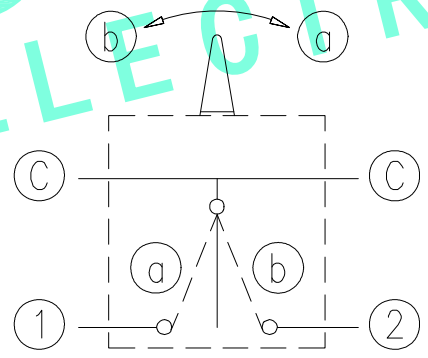


RoHS Compliant

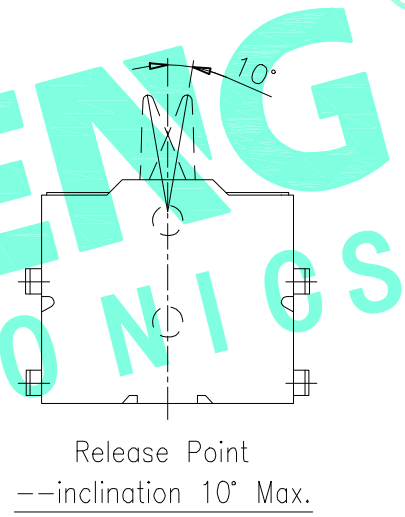
REV. A/0	DESCRIPTION NEW	DESIGN CWF	DATE
-------------	--------------------	---------------	------



Recommended PWB piercing plan
(Pitch tolerance ± 0.05)



Circuit Diagram



PART NO.	M5-1652E-Y
	M5-1652E-W

Release Point
--inclination 10° Max.

NOTE:
Rating: DC 12V 0.1A
Operating Force: 20 \pm 10gf
Lifetime: 100,000 Cycles

⑤	Contact Spring	1	Phosphor Bronze	Ag Plated
④	Terminal	4	Phosphor Bronze	Ag Plated
③	Base	1	LCP	Black
②	Cover	1	SUS	Natural
①	Slider	1	PA46	Black
ITEM	PART NAME	QTY.	MATERIAL	FINISHING

THESE DRAWINGS AND SPECIFICATIONS ARE THE PROPERTY OF SHENZHEN YUCHENG ELECTRONICS,LTD AND SHALL NOT BE REPRODUCED, COPIED OR USED IN ANY MANNER WITHOUT THE PRIOR WRITTEN CONSENT OF SHENZHEN YUCHENG ELECTRONICS,LTD

APPROVED: WEI JIE
CHECKED: HONG JIN YUN
DRAWING: CHEN YA

UCHENG ELECTRONICS 深圳市裕诚电子有限公司
SHENZHEN YUCHENG ELECTRONICS CO.,LTD

GENERAL TOLERANCES	TITLE:	DETECTION SWITCH		
30~以上 ± 0.30	PART NO:	M5-1652E		
10~30 ± 0.20	WEBSITE:	www.ycelectron.com		
5~10 ± 0.15	REV: A	UNIT: mm	SCALE: /	SHEET: A4
~ 5 ± 0.10				
SHEET: 1 / 1				