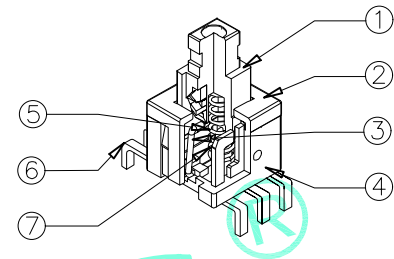
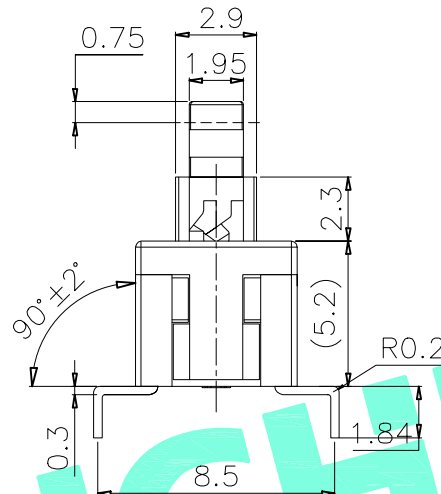
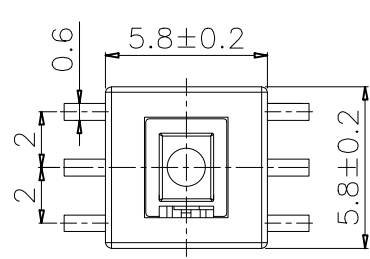
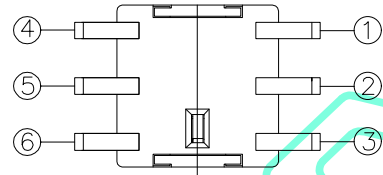


RoHS Compliant

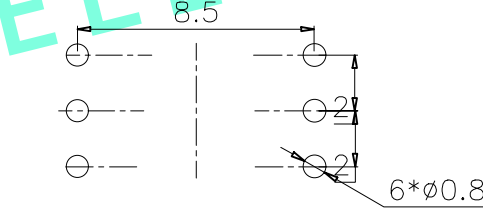
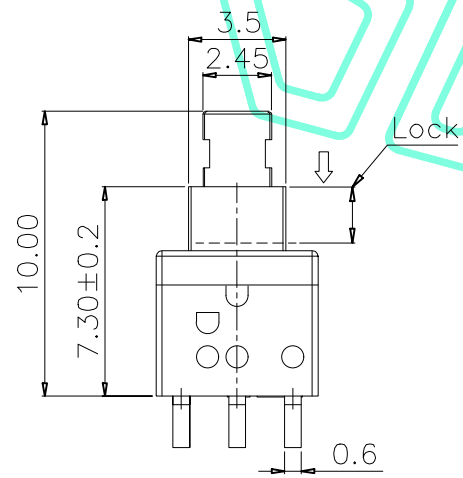
REV. A/0	DESCRIPTION NEW	DESIGN CWF	DATE
----------	-----------------	------------	------



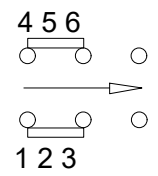
NOTE:
 1.Rated Load: DC 30V 0.1A
 2.Contact resistance: 30mΩ MAX
 3.Insulation Resistance: 100MΩ MIN
 4.Operating Force: 220gf±50gf
 5.Travel : 2.0±0.2mm
 6.Life: 10,000 Cycles



NO.	Operating Type	Part No.
1	Push To Lock	M8-1258E-D
2	Push No Lock	M8-1258E-W
3	Push No Sound No Lock	M8-1258E-J



PCB Layout(Pattern Side)



Circuit Diagram

ITEM	PART NAME	QTY.	MATERIAL	FINISHING
⑦	Contact	2	Phosphor bronze	Plating silver
⑥	Terminal	6	Brass strip	Plating silver
⑤	Spring	1	SUS	Natural
④	Base	1	Nylon	Gray
③	Crochet Needle	1	SUS	Natural
②	Cover	1	POM	Black
①	KNOB	1	POM	White

THESE DRAWINGS AND SPECIFICATIONS ARE THE PROPERTY OF SHENZHEN YUCHENG ELECTRONICS,LTD.AND SHALL NOT BE REPRODUCED,COPIED OR USED IN ANY MANNER WITHOUT THE PRIOR WRITTEN CONSENT OF SHENZHEN YUCHENG ELECTRONICS,LTD

APPROVED: WEI JIE
 CHECKED: HONG JIN YUN
 DRAWING: CHEN YA

UCHENG® 深圳市裕诚电子有限公司
 SHENZHEN YUCHENG ELECTRONICS CO.,LTD

GENERAL TOLERANCES	TITLE:	PUSHBUTTON SWITCHES		
30~以上 ±0.30	PART NO:	M8-1258E		
10~30 ±0.20	WEBSITE :	www.ycelectron.com		
5~10 ±0.15	REV: A	UNIT: mm	SCALE: /	SHEET: A4
~ 5 ±0.10	SHEET: 1 / 1			