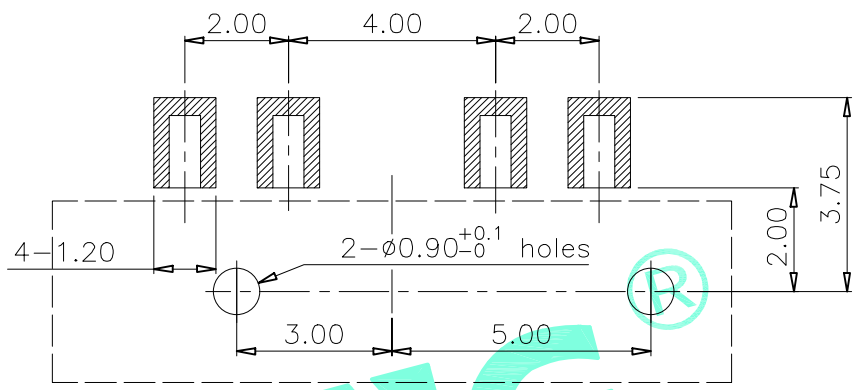
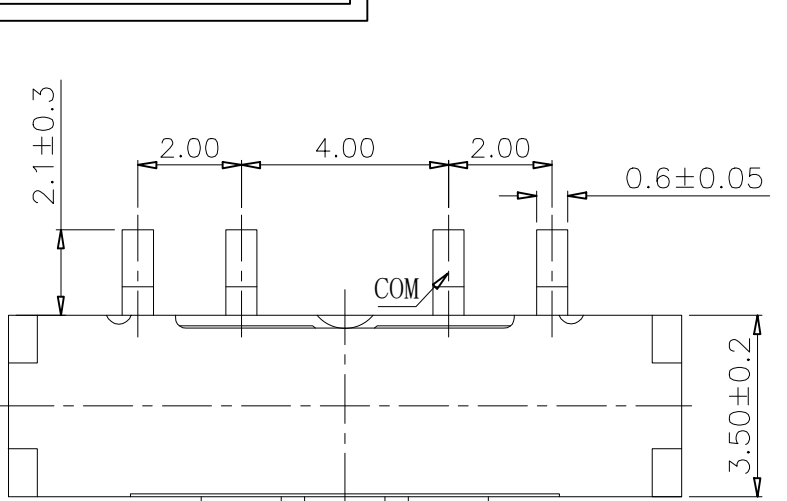
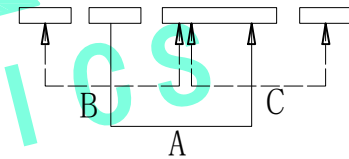
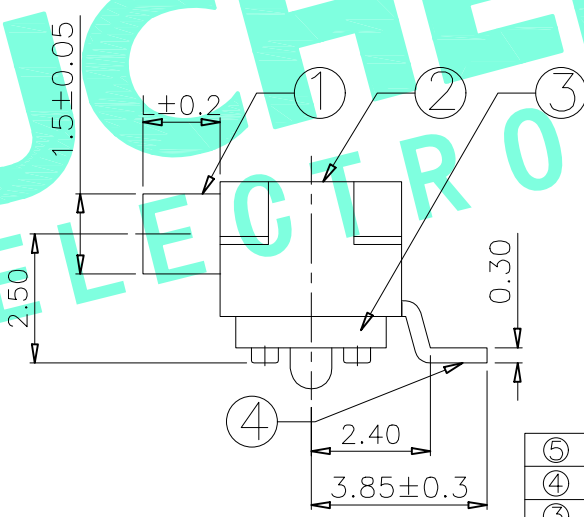
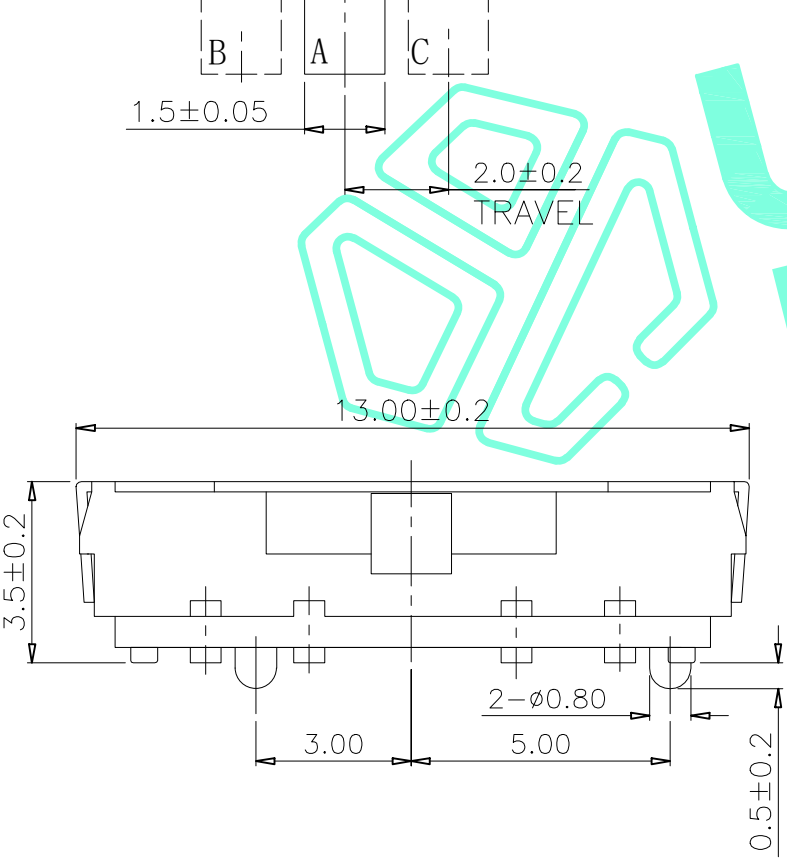


RoHS Compliant

REV. A/0	DESCRIPTION NEW	DESIGN CWF	DATE
----------	-----------------	------------	------



PCB Layout (Pattern side)



Circuit Diagram

PART NO.	L	Operating force
M3-2572S-L2	2	230±70gf
M3-2572S-L3	3	
M3-2572S-L4	4	

ITEM	PART NAME	QTY.	MATERIAL	FINISHING
⑤	Contact Spring	1	Phosphor copper	Ag Plated
④	Terminal	4	Phosphor copper	Ag Plated
③	Base	1	LCP	Black
②	Cover	1	SUS	Natural
①	KNOB	1	NYLON	Black

THESE DRAWINGS AND SPECIFICATIONS ARE THE PROPERTY OF SHENZHEN YUCHENG ELECTRONICS, LTD. AND SHALL NOT BE REPRODUCED, COPIED OR USED IN ANY MANNER WITHOUT THE PRIOR WRITTEN CONSENT OF SHENZHEN YUCHENG ELECTRONICS, LTD.

APPROVED: WEI JIE  
 CHECKED: HONG JIN YUN  
 DRAWING: CHEN YA

**UCHENG** 深圳市裕诚电子有限公司  
 ELECTRONICS SHENZHEN YUCHENG ELECTRONICS CO., LTD.

GENERAL TOLERANCES	TITLE:	TOGGLE SWITCH		
30~以上 ±0.30	PART NO.:	M3-2572S		
10~30 ±0.20	WEBSITE:	www.ycelectron.com		
5~10 ±0.15	REV: A	UNIT: mm	SCALE: /	SHEET: A4
~ 5 ±0.10	SHEET: 1 / 1			

