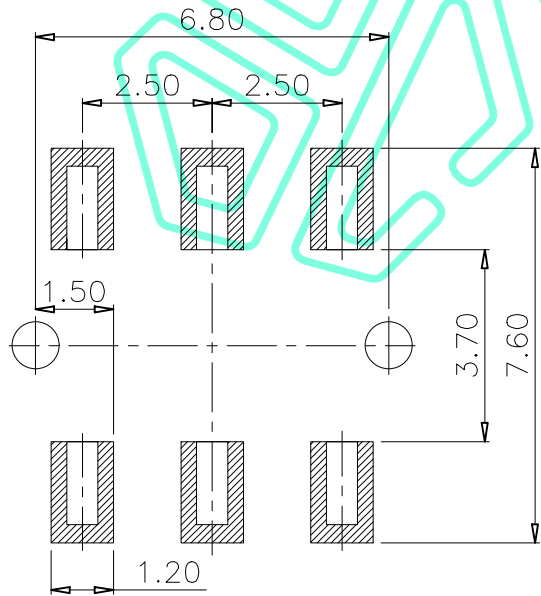
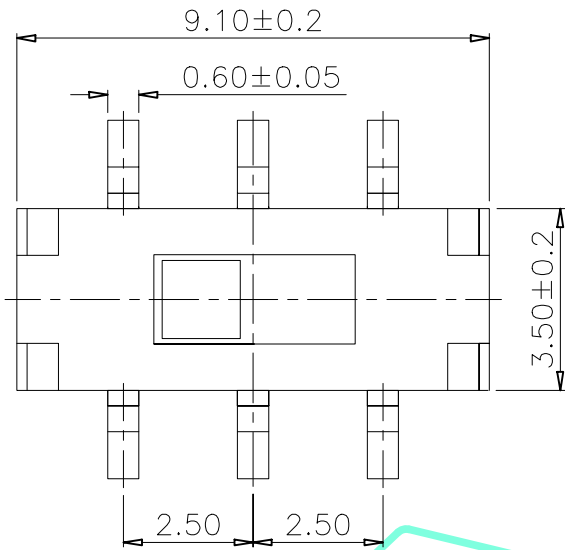
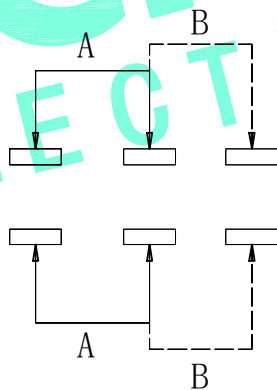
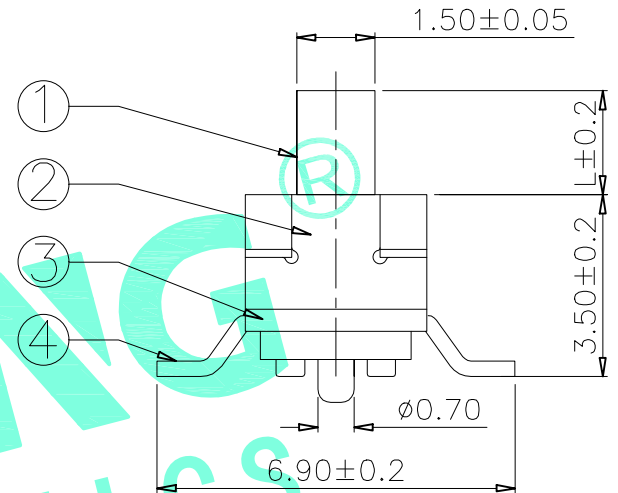
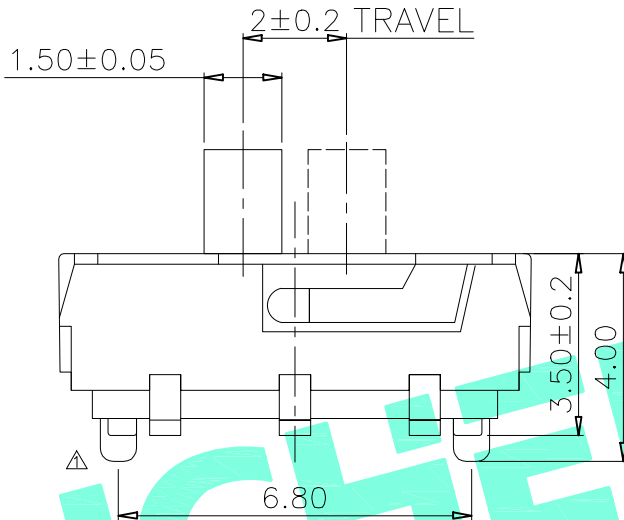


RoHS Compliant

REV. A/0	DESCRIPTION NEW	DESIGN CWF	DATE
----------	-----------------	------------	------



PCB Layout(Pattern side)



Circuit Diagram

PART NO.	L	Operating force
M3-2266S-L2	2	200±100gf
M3-2266S-L3	3	
M3-2266S-L4	4	
KNOB 1:Black 2:White		

⑤	Contact Spring	2	Beryllium copper	Ag Plated
④	Terminal	6	Brass Strip	Ag Plated
③	Base	1	NYLON	Black
②	Cover	1	SUS	Natural
①	KNOB	1	NYLON	White
ITEM	PART NAME	QTY.	MATERIAL	FINISHING

THESE DRAWINGS AND SPECIFICATIONS ARE THE PROPERTY OF SHENZHEN YUCHENG ELECTRONICS.,LTD AND SHALL NOT BE REPRODUCED, COPIED OR USED IN ANY MANNER WITHOUT THE PRIOR WRITTEN CONSENT OF SHENZHEN YUCHENG ELECTRONICS.,LTD

UCHENG 深圳市裕诚电子有限公司
ELECTRONICS SHENZHEN YUCHENG ELECTRONICS CO.,LTD

APPROVED:	WEI JIE	GENERAL TOLERANCES	TITLE:	TOGGLE SWITCH
CHECKED:	HONG JIN YUN	30~以上 ±0.30	PART NO.:	M3-2266S
DRAWING:	CHEN YA	10~30 ±0.20	WEBSITE:	www.ycelectron.com
		5~10 ±0.15	REV: A	UNIT: mm SCALE: / SHEET: A4
		~ 5 ±0.10	SHEET: 1 / 1	