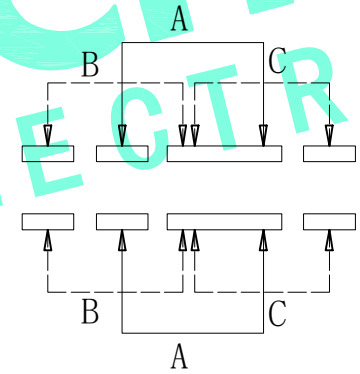
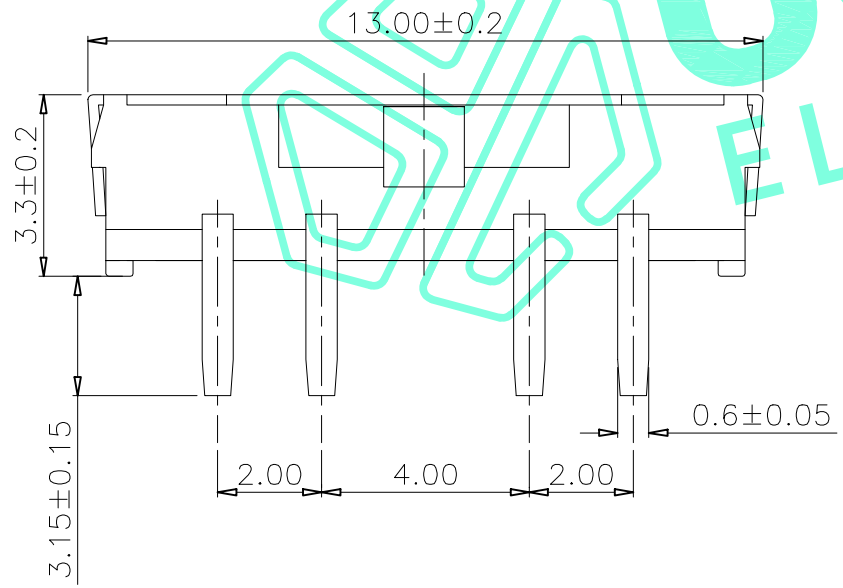
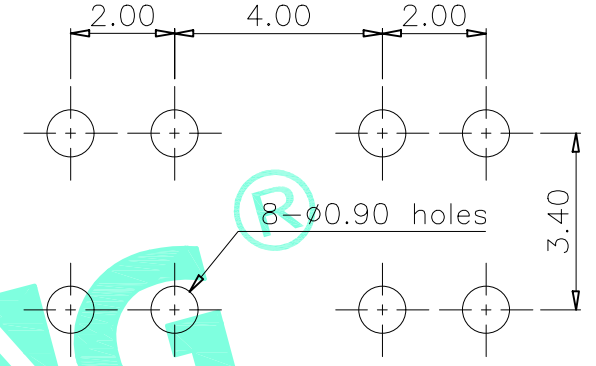
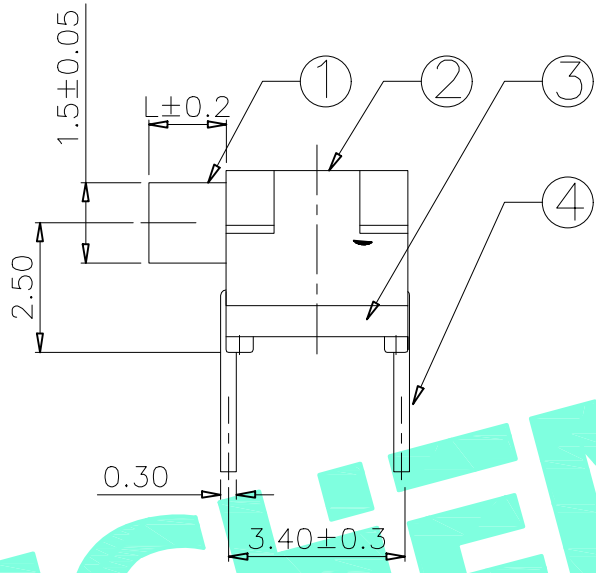
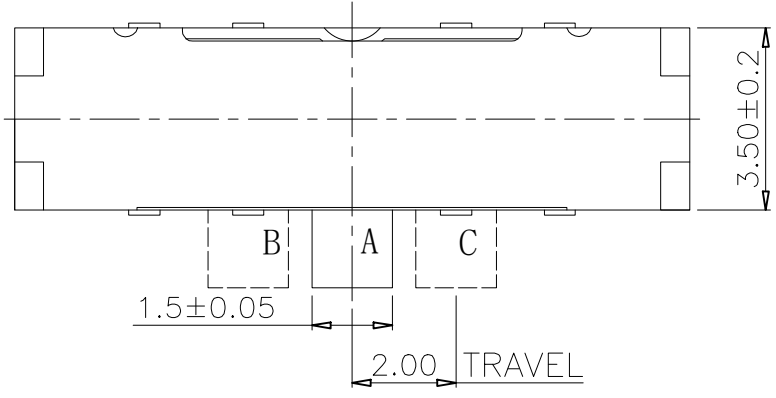


RoHS Compliant

REV. A/0	DESCRIPTION NEW	DESIGN CWF	DATE
-------------	--------------------	---------------	------



PCB Layout (Pattern side)

Circuit Diagram

PART NO.	L	Operating force
M3-1556S-L2	2	250±100gf
M3-1556S-L3	3	
M3-1556S-L4	4	

ITEM	PART NAME	QTY.	MATERIAL	FINISHING
⑤	Contact Spring	2	Beryllium copper	Ag Plated
④	Terminal	8	Brass Strip	Ag Plated
③	Base	1	NYLON	Black
②	Cover	1	SUS	Natural
①	KNOB	1	NYLON	White

THESE DRAWINGS AND SPECIFICATIONS ARE THE PROPERTY OF SHENZHEN YUCHENG ELECTRONICS, LTD. AND SHALL NOT BE REPRODUCED, COPIED OR USED IN ANY MANNER WITHOUT THE PRIOR WRITTEN CONSENT OF SHENZHEN YUCHENG ELECTRONICS, LTD.

YUCHENG ELECTRONICS 深圳市裕诚电子有限公司
SHENZHEN YUCHENG ELECTRONICS CO., LTD

APPROVED:	WEI JIE
CHECKED:	HONG JIN YUN
DRAWING:	CHEN YA

GENERAL TOLERANCES		TITLE:	
30~以上	±0.30	TOGGLE SWITCH	
10~30	±0.20	PART NO:	
5~10	±0.15	M3-1556S	
~ 5	±0.10	WEBSITE:	
SHEET:	1 / 1	www.ycelectron.com	
REV: A	UNIT: mm	SCALE: /	SHEET: A4

