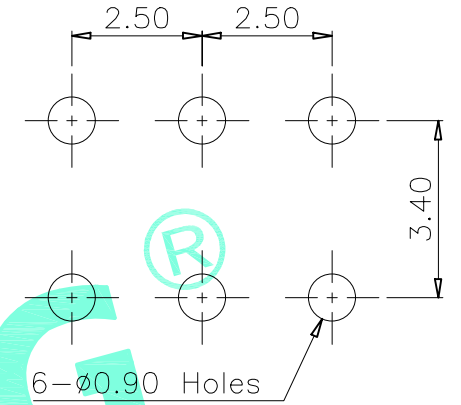
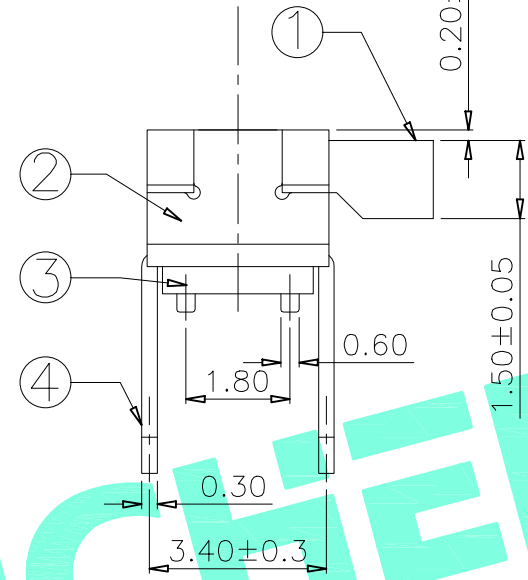
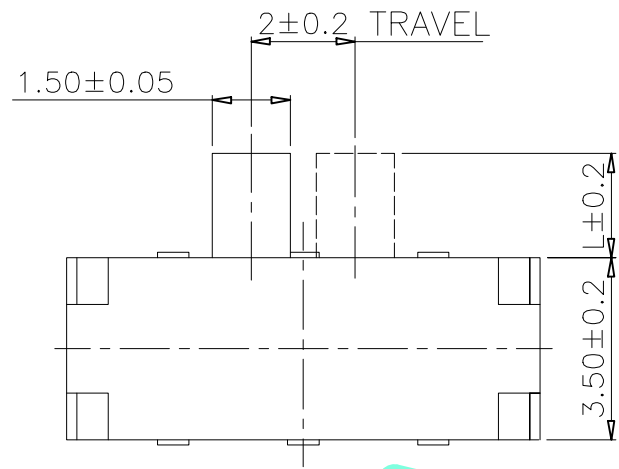
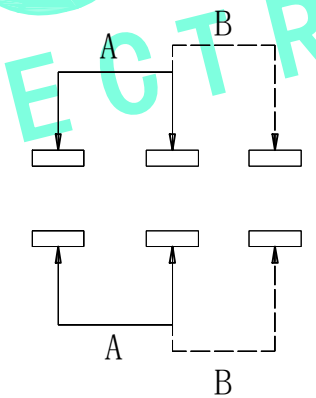
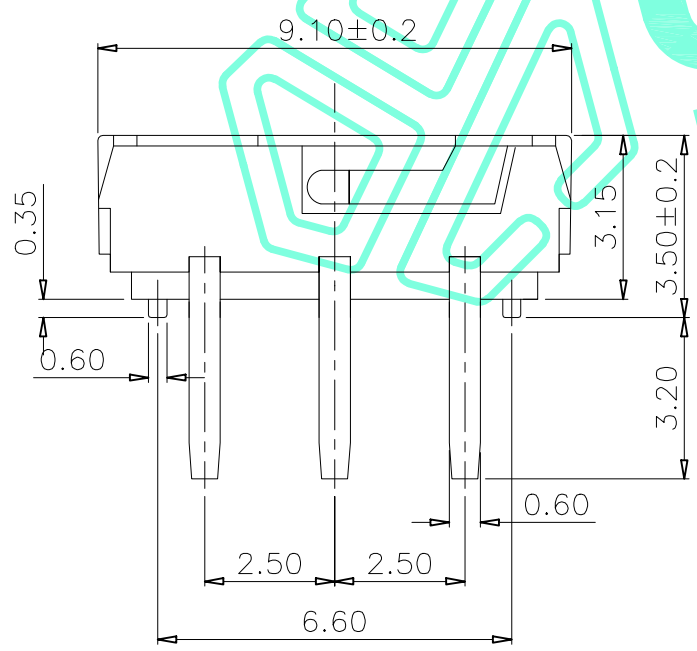


RoHS Compliant

REV. A/0	DESCRIPTION NEW	DESIGN CWF	DATE
----------	-----------------	------------	------



PCB Layout (Pattern side)



Circuit Diagram

PART NO.	L	Operating force
M3-2262S-L2	2	200±100gf
M3-2262S-L3	3	
M3-2262S-L4	4	
1:Black & 2:White		

ITEM	PART NAME	QTY.	MATERIAL	FINISHING
⑤	Contact Spring	2	Beryllium copper	Ag Plated
④	Terminal	6	Brass Strip	Ag Plated
③	Base	1	NYLON	Black
②	Cover	1	SUS	Natural
①	KNOB	1	NYLON	Black/White

THESE DRAWINGS AND SPECIFICATIONS ARE THE PROPERTY OF SHENZHEN YUCHENG ELECTRONICS, LTD. AND SHALL NOT BE REPRODUCED, COPIED OR USED IN ANY MANNER WITHOUT THE PRIOR WRITTEN CONSENT OF SHENZHEN YUCHENG ELECTRONICS, LTD.

**UCHENG** 深圳市裕诚电子有限公司  
ELECTRONICS SHENZHEN YUCHENG ELECTRONICS CO.,LTD

APPROVED: WEI JIE	CHECKED: HONG JIN YUN	DRAWING: CHEN YA	GENERAL TOLERANCES	TITLE: TOGGLE SWITCH
			30~以上 ±0.30	PART NO: M3-2262S
			10~30 ±0.20	WEBSITE: www.ycelectron.com
			5~10 ±0.15	REV: A UNIT: mm SCALE: / SHEET: A4
			~ 5 ±0.10	
			SHEET: 1 / 1	