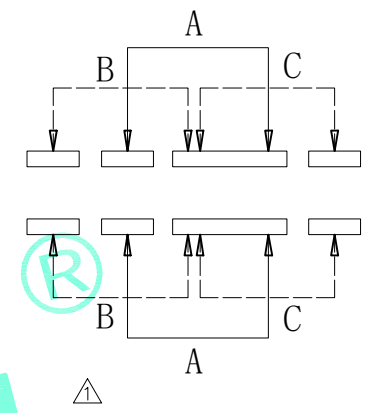
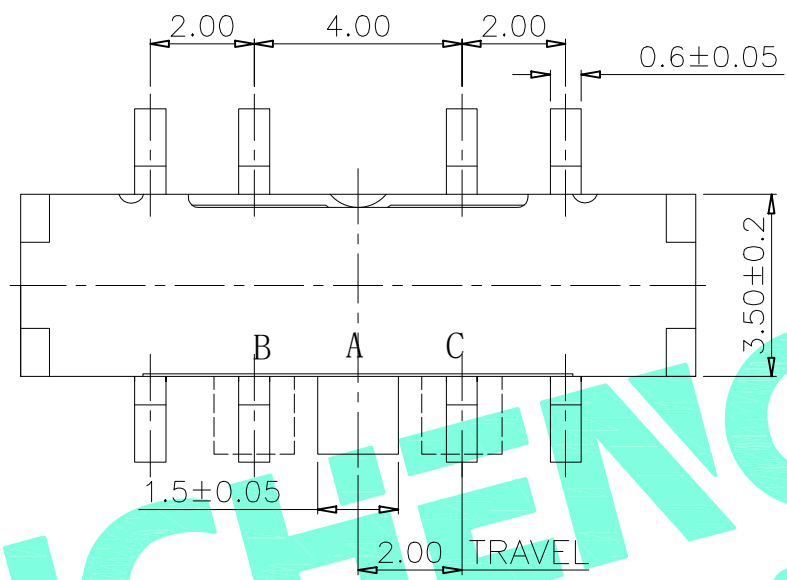
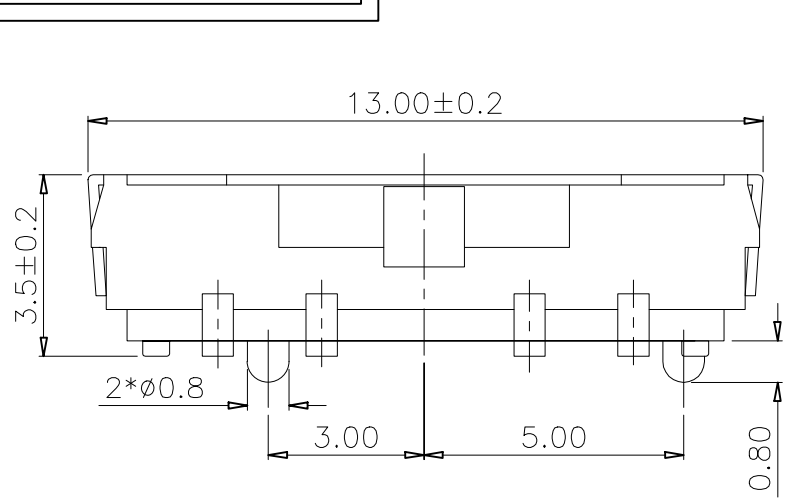
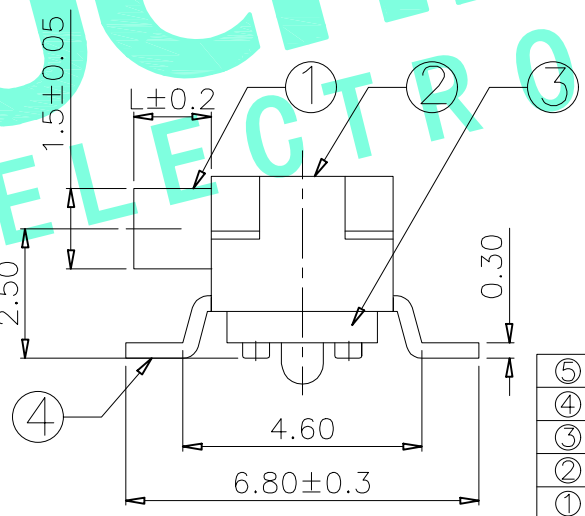
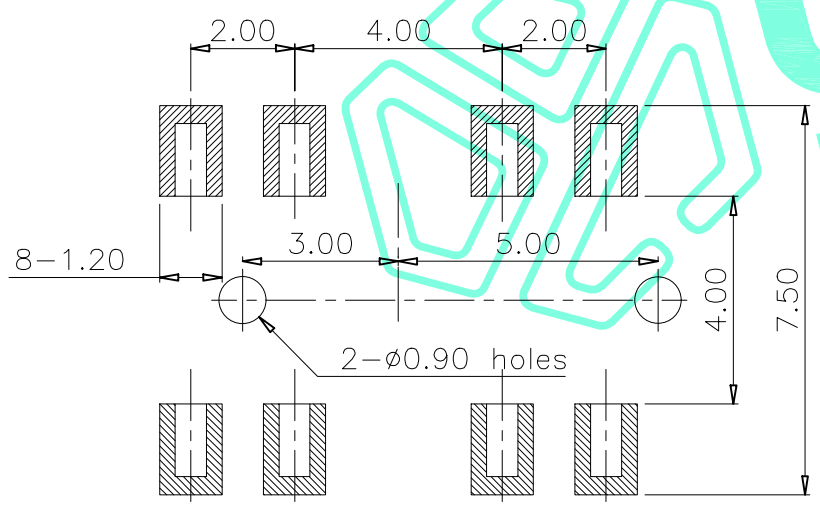


RoHS Compliant

REV. A/0	DESCRIPTION NEW	DESIGN CWF	DATE
----------	-----------------	------------	------



Circuit Diagram



TYPE	PART NO.	L	Operating force
	M3-1558S-YL2	2	250±100gf
	M3-1558S-YL3	3	
	M3-1558S-YL4	4	
	M3-1558S-WL2	2	250±100gf
	M3-1558S-WL3	3	
	M3-1558S-WL4	4	

KNOB 1:Black 2:White

ITEM	PART NAME	QTY.	MATERIAL	FINISHING
⑤	Contact Spring	2	Beryllium copper	Ag Plated
④	Terminal	8	Brass Strip	Ag Plated
③	Base	1	NYLON	Black
②	Cover	1	SUS	Natural
①	KNOB	1	NYLON	White

PCB Layout(Pattern side)

THESE DRAWINGS AND SPECIFICATIONS ARE THE PROPERTY OF SHENZHEN YUCHENG ELECTRONICS,LTD.AND SHALL NOT BE REPRODUCED,COPIED OR USED IN ANY MANNER WITHOUT THE PRIOR WRITTEN CONSENT OF SHENZHEN YUCHENG ELECTRONICS,LTD

YUCHENG ELECTRONICS 深圳市裕诚电子有限公司
SHENZHEN YUCHENG ELECTRONICS CO.,LTD

APPROVED: WEI JIE	CHECKED: HONG JIN YUN	DRAWING: CHEN YA	GENERAL TOLERANCES	TITLE: TOGGLE SWITCH
			30~以上 ±0.30	PART NO: M3-1558S
			10~30 ±0.20	WEBSITE: www.ycelectron.com
			5~10 ±0.15	REV: A
			~ 5 ±0.10	UNIT: mm
			SHEET: 1 / 1	SCALE: /
				SHEET: A4

