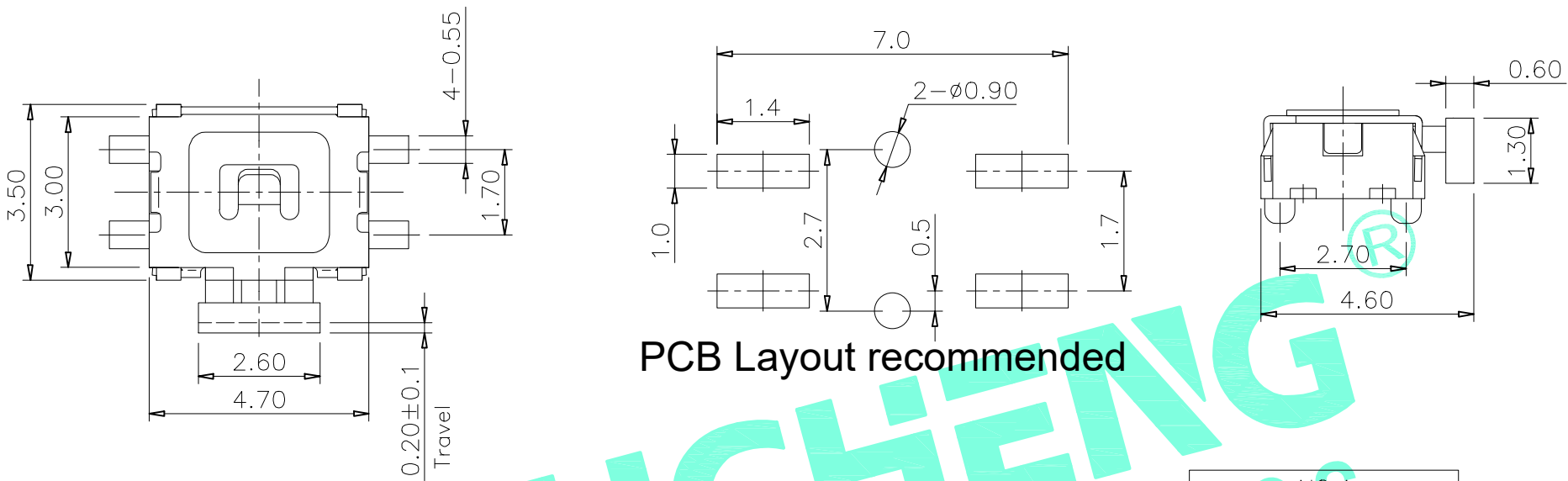
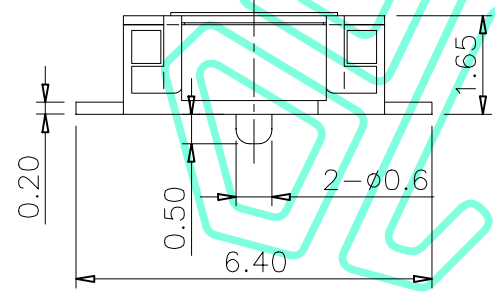


RoHS Compliant

REV. A/0	DESCRIPTION NEW	DESIGN CWF	DATE
----------	-----------------	------------	------

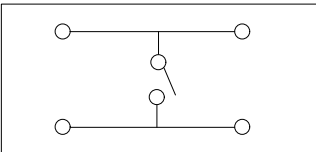


PCB Layout recommended



PART NO.	M2-1895TY
PART NO.	M2-1895TW

NO.1	
PART NO	vigor
2	130±30
3	160±30
4	250±30



Circuit diagram

ITEM	PART NAME	QTY.	MATERIAL	FINISHING
⑤	TERMINAL	4	Phosphor Bronze	Ag-PLATED
④	Shell	1	SUS	Natural
③	Contact	1	Stainless Steel	Ag-PLATED
②	Base	1	LCP	Black
①	Keystoke	1	LCP	Black

THESE DRAWINGS AND SPECIFICATIONS ARE THE PROPERTY OF SHENZHEN YUCHENG ELECTRONICS.,LTD AND SHALL NOT BE REPRODUCED, COPIED OR USED IN ANY MANNER WITHOUT THE PRIOR WRITTEN CONSENT OF SHENZHEN YUCHENG ELECTRONICS.,LTD

APPROVED: WEI JIE
 CHECKED: HONG JIN YUN
 DRAWING: CHEN YA

UCHENG ELECTRONICS 深圳市裕诚电子有限公司
 SHENZHEN YUCHENG ELECTRONICS CO.,LTD

GENERAL TOLERANCES	TITLE:	TACT SWITCH		
30~以上 ±0.30	PART NO:	M2-1895T-NO.1		
10~30 ±0.20	WEBSITE:	www.ycelectron.com		
5~10 ±0.15	REV: A	UNIT: mm	SCALE: /	SHEET: A4
~ 5 ±0.10	SHEET: 1 / 1			