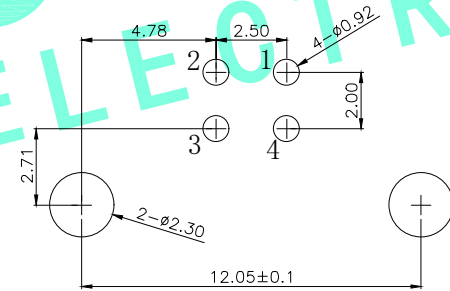
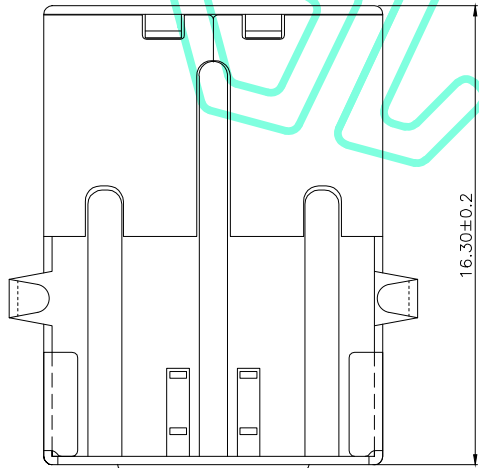

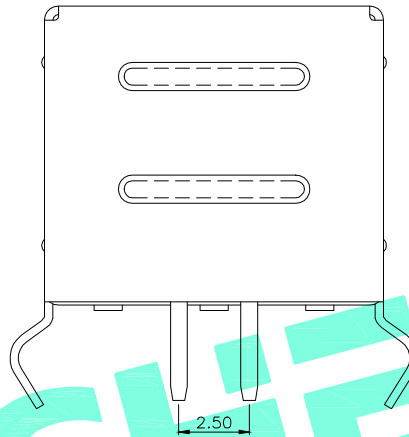
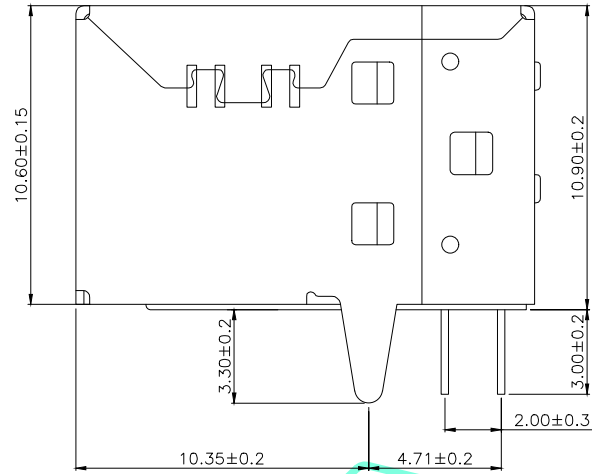


RoHS Compliant

REV.	DESCRIPTION	DESIGN	DATE
A/0	NEW	CWF	



Recommended PCB Layout

Electrical:

1. Current Rating
1.5A/contact terminal
2. Voltage Rating
30V DC
3. Contact Resistance
30 milliohms MAX
4. Dielectric Withstanding Voltage:
500 V AC AT Sea Level
5. Insulation Resistance:
1000MEGA ohms MIN

③	Base	1	PBT	White
②	Terminal	4	Phosphor Bronze	Ag Plated
①	Housing	1	SPCC	Ni Plated
ITEM	PART NAME	QTY.	MATERIAL	FINISHING

THESE DRAWINGS AND SPECIFICATIONS ARE THE PROPERTY OF SHENZHEN YUCHENG ELECTRONICS,LTD.AND SHALL NOT BE REPRODUCED,COPIED OR USED IN ANY MANNER WITHOUT THE PRIOR WRITTEN CONSENT OF SHENZHEN YUCHENG ELECTRONICS,LTD

APPROVED: WEI JIE
 CHECKED: HONG JIN YUN
 DRAWING: CHEN YA

UCHENG ELECTRONICS 深圳市裕诚电子有限公司
 SHENZHEN YUCHENG ELECTRONICS CO.,LTD

GENERAL TOLERANCES	TITLE:	USB 2.0 BF 90度插件连后盖		
30~以上 ±0.30	PART NO:	USB-BF90D		
10~30 ±0.25	WEBSITE:	www.ycelectron.com		
5~10 ±0.20	REV: A	UNIT: mm	SCALE: /	SHEET: A4
~ 5 ±0.15				
SHEET: 1 / 1				