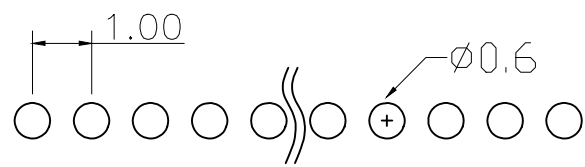
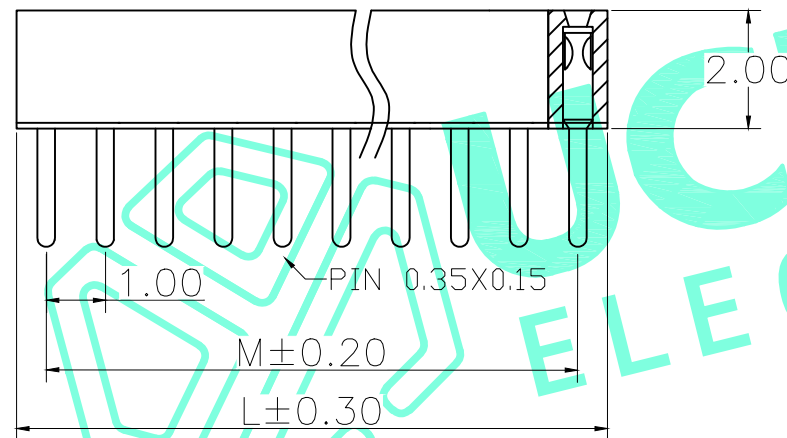
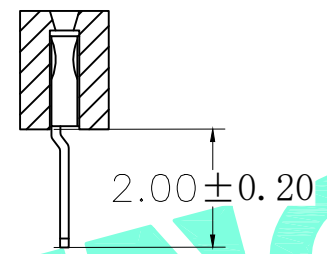
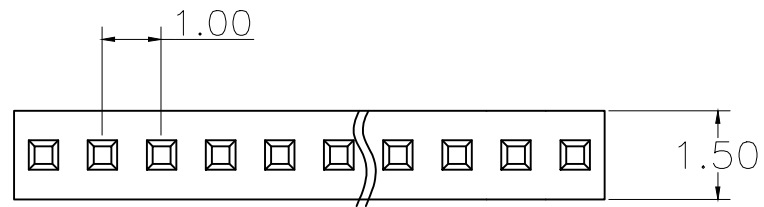


RoHS Compliant

REV.	DESCRIPTION	DESIGN	DATE
A/0	NEW	CWF	



PCB LAYOUT

No. of PIN/ROW	Dimension Information	
	M	L
02	1.00	2.50
03	2.00	3.50
04	3.00	4.50
05	4.00	5.50
06	5.00	6.50
07	6.00	7.50
08	7.00	8.50
09	8.00	9.50
10	9.00	10.50
11	10.00	11.50
12	11.00	12.50
13	12.00	13.50
14	13.00	14.50
15	14.00	15.50
16	15.00	16.50
17	16.00	17.50
18	17.00	18.50
19	18.00	19.50
20	19.00	20.50
21	20.00	21.50
22	21.00	22.50
23	22.00	23.50
24	23.00	24.50
25	24.00	25.50
26	25.00	26.50
27	26.00	27.50
28	27.00	28.50
29	28.00	29.50
30	29.00	30.50
31	30.00	31.50
32	31.00	32.50
33	32.00	33.50
34	33.00	34.50
35	34.00	35.50
36	35.00	36.50
37	36.00	37.50
38	37.00	38.50
39	38.00	39.50
40	39.00	40.50

**SPECIFICATIONS**

- 1. Current Rate :0.75AMP
- 2. Operation Temperature :-40° C to +105° C
- 3. Contact Resistance :20m ΩMax.
- 4. Insulation Resistance :1000M Ω Min.
- 5. Withstanding Voltage :AC 500v
- 6. Insulator Material :Polyester (UL94V-0)  
Standard: Nylon-PA6T
- 7. Contact Material :Brass
- 8. Contact plating :Au or Sn over 50U" Ni

THESE DRAWINGS AND SPECIFICATIONS ARE THE PROPERTY OF SHENZHEN YUCHENG ELECTRONICS, LTD. AND SHALL NOT BE REPRODUCED, COPIED OR USED IN ANY MANNER WITHOUT THE PRIOR WRITTEN CONSENT OF SHENZHEN YUCHENG ELECTRONICS, LTD.



深圳市裕诚电子有限公司  
SHENZHEN YUCHENG ELECTRONICS CO., LTD

APPROVED: WEI JIE		GENERAL TOLERANCES		TITLE: 1.0间距 1X40P 180° 排母 H=2.0	
CHECKED: HONG JIN YUN		X' ±5.0'	X ±0.30	PART NO: D100PM20-PIN数	
DRAWING: CHEN YA		.X' ±3.0'	.X ±0.25	WEBSITE: www.ycelectron.com	
SHEET: 1 / 1		.XX' ±2.0'	.XX ±0.15	REV: A	
		.XXX' ±1.0'	.XXX ±0.10	UNIT: mm	
				SCALE: /	
				SHEET: A4	