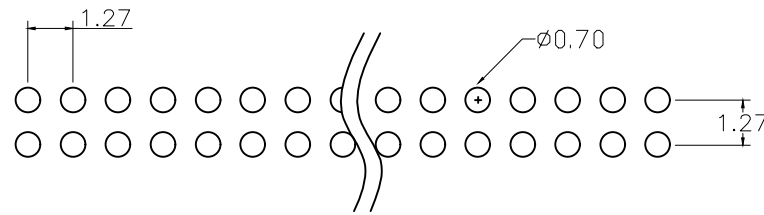
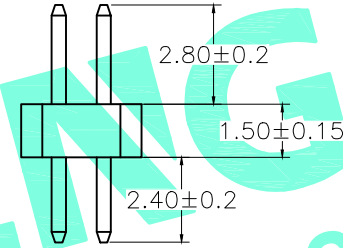
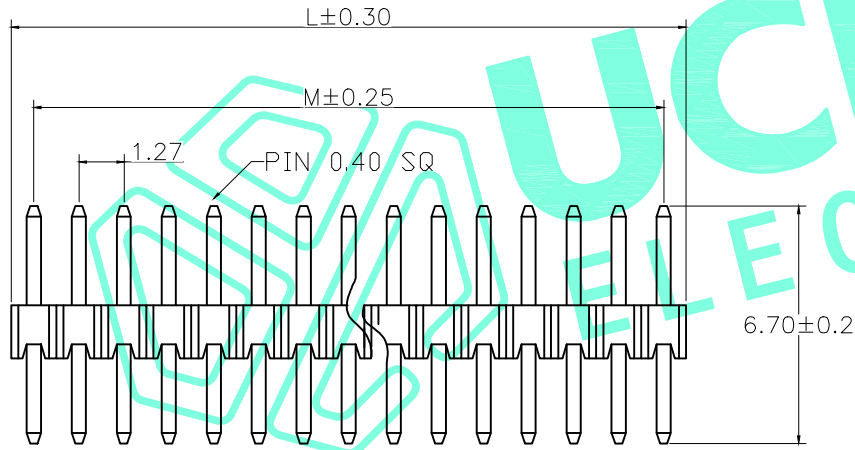
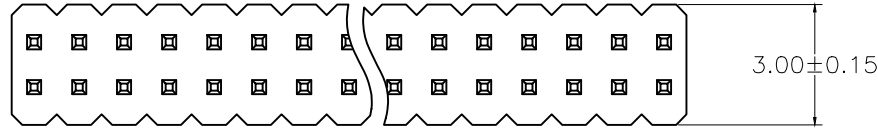


RoHS Compliant

REV. A/0	DESCRIPTION NEW	DESIGN CWF	DATE
----------	-----------------	------------	------



Recommended P.C.B Hlow Layout

SPECIFICATIONS

- 1.Current Rate :0.75AMP
- 2.Operation Temperature :-40° C to+105° C
- 3.Contact Resistance :20m ΩMax.
- 4.Insulation Resistance :1000M Ω Min.
- 5.WithstandING Voltage :AC 500v
- 6.Insulator Material :Polyester (UL94V-0)
Standard:Nylon-PA6T
- 7.Contact Material :Brass
- 8.Contact plating :Au or Sn over Ni

No. of PIN/ROW	Dimension Information	
	M	L
02	1.27	2.54
03	2.54	3.81
04	3.81	5.08
05	5.08	6.35
06	6.35	7.62
07	7.62	8.89
08	8.89	10.16
09	10.16	11.43
10	11.43	12.70
11	12.70	13.97
12	13.97	15.24
13	15.24	16.51
14	16.51	17.78
15	17.78	19.05
16	19.05	20.32
17	20.32	21.59
18	21.59	22.86
19	22.86	24.13
20	24.13	25.40
21	25.40	26.67
22	26.67	27.94
23	27.94	29.21
24	29.21	30.48
25	30.48	31.75
26	31.75	33.02
27	33.02	34.29
28	34.29	35.56
29	35.56	36.83
30	36.83	38.10
31	38.10	39.37
32	39.37	40.64
33	40.64	41.91
34	41.91	43.18
35	43.18	44.45
36	44.45	45.72
37	45.72	46.99
38	46.99	48.26
39	48.26	49.53
40	49.53	50.80
41	50.80	52.07
42	52.07	53.34
43	53.34	54.61
44	54.61	55.88
45	55.88	57.15
46	57.15	58.42
47	58.42	59.69
48	59.69	60.96
49	60.96	62.23
50	62.23	63.50

THESE DRAWINGS AND SPECIFICATIONS ARE THE PROPERTY OF SHENZHEN YUCHENG ELECTRONICS.,LTD AND SHALL NOT BE REPRODUCED, COPIED OR USED IN ANY MANNER WITHOUT THE PRIOR WRITTEN CONSENT OF SHENZHEN YUCHENG ELECTRONICS.,LTD

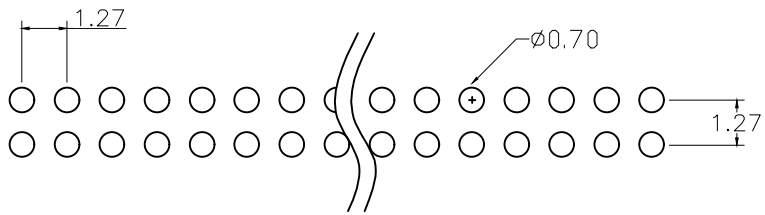
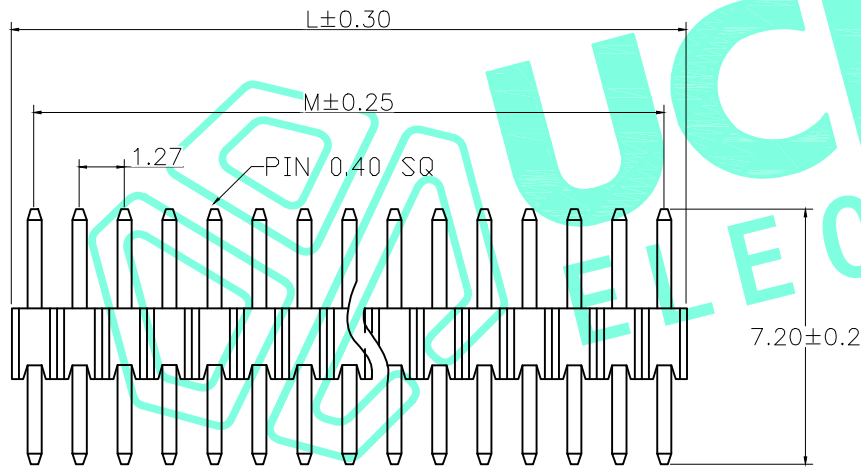
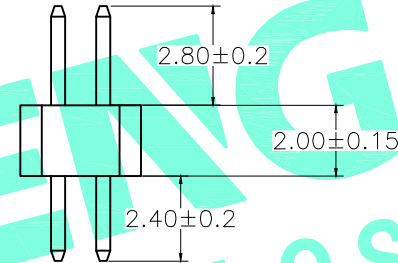
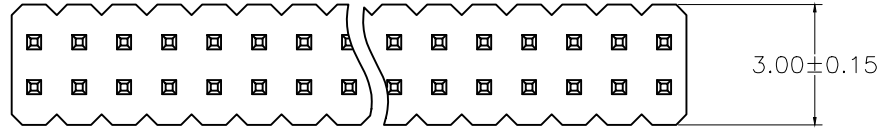
APPROVED: WEI JIE
 CHECKED: HONG JIN YUN
 DRAWING: CHEN YA

YUCHENG ELECTRONICS 深圳市裕诚电子有限公司
 SHENZHEN YUCHENG ELECTRONICS CO.,LTD

GENERAL TOLERANCES	TITLE:	1.27 双排直针 H=1.5		
X'±5.0'	X.±0.30	PART NO:	SPZ67H15-PIN数	
.X'±3.0'	.X±0.25	WEBSITE:	www.ycelectron.com	
.XX'±2.0'	.XX±0.15	REV: A	UNIT: mm	SCALE: /
.XXX'±1.0'	.XXX±0.10		SHEET: A4	
SHEET: 1 / 1				

RoHS Compliant

REV. A/0	DESCRIPTION NEW	DESIGN CWF	DATE
----------	-----------------	------------	------



Recommended P.C.B Hlow Layout

No. of PIN/ROW	Dimension Information	
	M	L
02	1.27	2.54
03	2.54	3.81
04	3.81	5.08
05	5.08	6.35
06	6.35	7.62
07	7.62	8.89
08	8.89	10.16
09	10.16	11.43
10	11.43	12.70
11	12.70	13.97
12	13.97	15.24
13	15.24	16.51
14	16.51	17.78
15	17.78	19.05
16	19.05	20.32
17	20.32	21.59
18	21.59	22.86
19	22.86	24.13
20	24.13	25.40
21	25.40	26.67
22	26.67	27.94
23	27.94	29.21
24	29.21	30.48
25	30.48	31.75
26	31.75	33.02
27	33.02	34.29
28	34.29	35.56
29	35.56	36.83
30	36.83	38.10
31	38.10	39.37
32	39.37	40.64
33	40.64	41.91
34	41.91	43.18
35	43.18	44.45
36	44.45	45.72
37	45.72	46.99
38	46.99	48.26
39	48.26	49.53
40	49.53	50.80
41	50.80	52.07
42	52.07	53.34
43	53.34	54.61
44	54.61	55.88
45	55.88	57.15
46	57.15	58.42
47	58.42	59.69
48	59.69	60.96
49	60.96	62.23
50	62.23	63.50

SPECIFICATIONS

- 1.Current Rate :0.75AMP
- 2.Operation Temperature :-40° C to+105° C
- 3.Contact Resistance :20m ΩMax.
- 4.Insulation Resistance :1000M Ω Min.
- 5.WithstandING Voltage :AC 500v
- 6.Insulator Material :Polyester (UL94V-0)
Standard:Nylon-PA6T
- 7.Contact Material :Brass
- 8.Contact plating :Au or Sn over Ni

THESE DRAWINGS AND SPECIFICATIONS ARE THE PROPERTY OF SHENZHEN YUCHENG ELECTRONICS.,LTD AND SHALL NOT BE REPRODUCED, COPIED OR USED IN ANY MANNER WITHOUT THE PRIOR WRITTEN CONSENT OF SHENZHEN YUCHENG ELECTRONICS.,LTD

APPROVED:	WEI JIE
CHECKED:	HONG JIN YUN
DRAWING:	CHEN YA

YUCHENG ELECTRONICS 深圳市裕诚电子有限公司
SHENZHEN YUCHENG ELECTRONICS CO.,LTD

GENERAL TOLERANCES	TITLE:	1.27 双排直针 H=2.0
X'±5.0'	X.±0.30	PART NO: SPZ72H12-PIN数
.X'±3.0'	.X±0.25	
.XX'±2.0'	.XX±0.15	WEBSITE: www.ycelectron.com
.XXX'±1.0'	.XXX±0.10	REV: A UNIT: mm SCALE: / SHEET: A4
SHEET: 1 / 1		