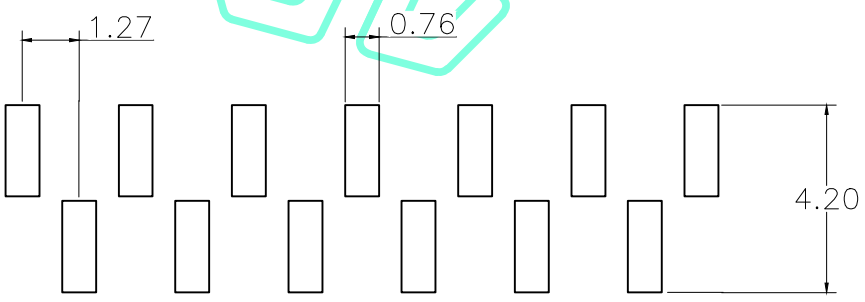
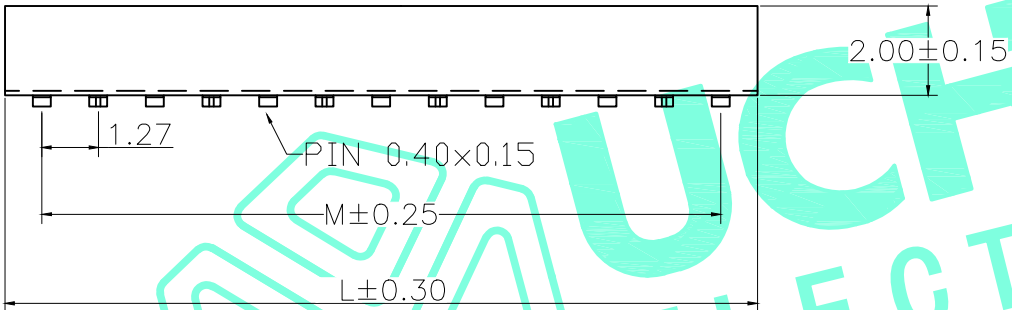
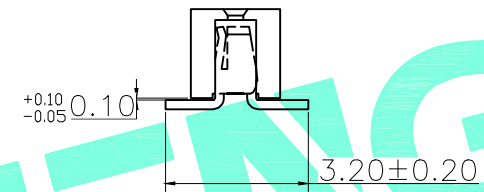
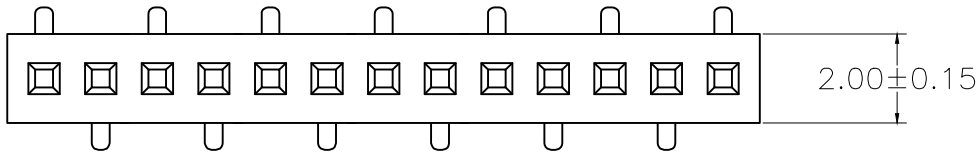


RoHS Compliant

REV. A/O	DESCRIPTION NEW	DESIGN CWF	DATE
----------	-----------------	------------	------

No. of PIN/ROW	Dimension Information	
	M	L
02	1.27	2.89
03	2.54	4.16
04	3.81	5.43
05	5.08	6.70
06	6.35	7.97
07	7.62	9.24
08	8.89	10.51
09	10.16	11.78
10	11.43	13.05
11	12.70	14.32
12	13.97	15.59
13	15.24	16.86
14	16.51	18.13
15	17.78	19.40
16	19.05	20.67
17	20.32	21.94
18	21.59	23.21
19	22.86	24.48
20	24.13	25.75
21	25.40	27.02
22	26.67	28.29
23	27.94	29.56
24	29.21	30.83
25	30.48	32.10
26	31.75	33.37
27	33.02	34.64
28	34.29	35.91
29	35.56	37.18
30	36.83	38.45
31	38.10	39.72
32	39.37	40.99
33	40.64	42.26
34	41.91	43.53
35	43.18	44.80
36	44.45	46.07
37	45.72	47.34
38	46.99	48.61
39	48.26	49.88
40	49.53	51.15



Recommended P.C.B Hloe Layout

SPECIFICATIONS

- 1. Current Rate : 0.75AMP
- 2. Operation Temperature : -40° C to +105° C
- 3. Contact Resistance : 20m Ω Max.
- 4. Insulation Resistance : 1000M Ω Min.
- 5. Withstanding Voltage : AC 500v
- 6. Insulator Material : Polyester (UL94V-0)
Standard: Nylon-PA6T
- 7. Contact Material : Brass
- 8. Contact plating : Au or Sn over Ni

THESE DRAWINGS AND SPECIFICATIONS ARE THE PROPERTY OF SHENZHEN YUCHENG ELECTRONICS, LTD. AND SHALL NOT BE REPRODUCED, COPIED OR USED IN ANY MANNER WITHOUT THE PRIOR WRITTEN CONSENT OF SHENZHEN YUCHENG ELECTRONICS, LTD.

APPROVED: WEI JIE
 CHECKED: HONG JIN YUN
 DRAWING: CHEN YA

UCHENG ELECTRONICS 深圳市裕诚电子有限公司
 SHENZHEN YUCHENG ELECTRONICS CO., LTD

GENERAL TOLERANCES		TITLE: 1.27 单排SMT排母 H=2.0	
X' ± 5.0'	X ± 0.30	PART NO:	D127PM20-PIN数
.X' ± 3.0'	.X ± 0.25	WEBSITE:	www.ycelectron.com
.XX' ± 2.0'	.XX ± 0.15	REV: A	UNIT: mm
.XXX' ± 1.0'	.XXX ± 0.10	SHEET: 1 / 1	SCALE: /
		SHEET: A4	☉