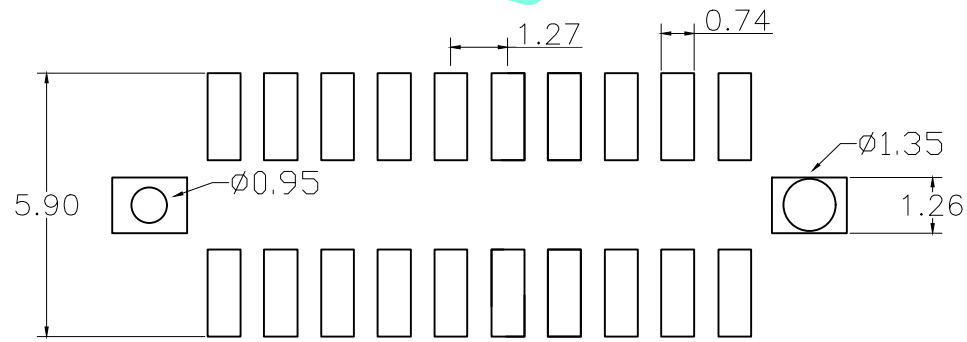
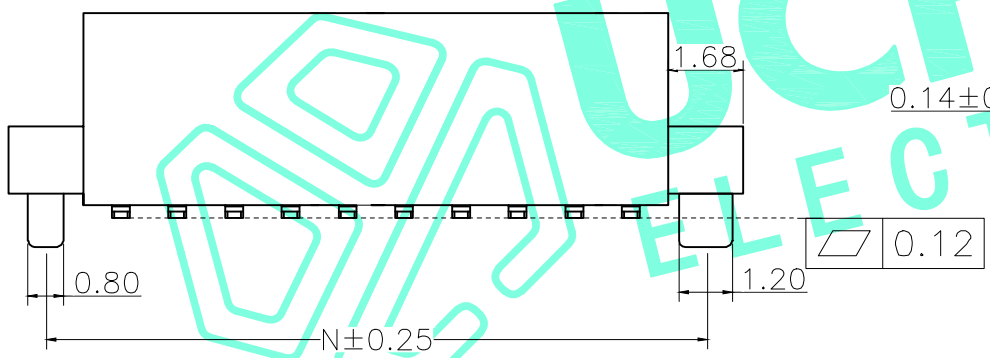
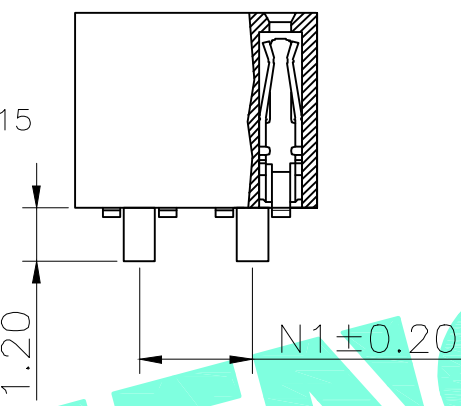
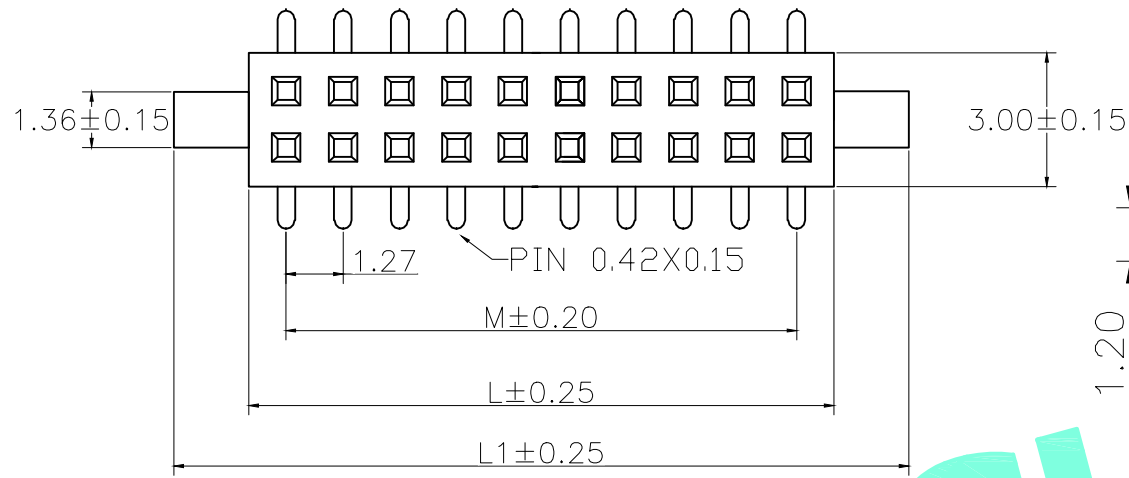


RoHS Compliant

REV. A/0	DESCRIPTION NEW	DESIGN CWF	DATE
----------	-----------------	------------	------



Recommended P.C.B Hloe Layout

No. of PIN/ROW	Dimension Information				
	M	L	L1	N	N1
02	1.27	2.89			
03	2.54	4.16	7.56	5.69	1.27
04	3.81	5.43	8.83	6.96	2.54
05	5.08	6.70	10.10	8.23	3.81
06	6.35	7.97	11.37	9.50	5.08
07	7.62	9.24	12.64	10.77	6.35
08	8.89	10.51	13.91	12.04	7.62
09	10.16	11.78	15.18	13.31	8.89
10	11.43	13.05	16.45	14.58	10.16
11	12.70	14.32	17.72	15.85	11.43
12	13.97	15.59	18.99	17.12	12.70
13	15.24	16.86	20.26	18.39	13.97
14	16.51	18.13	21.53	19.66	15.24
15	17.78	19.40	22.80	20.93	16.51
16	19.05	20.67	24.07	22.20	17.78
17	20.32	21.94	25.34	23.47	19.05
18	21.59	23.21	26.61	24.74	20.32
19	22.86	24.48	27.88	26.01	21.59
20	24.13	25.75	29.15	27.28	22.86
21	25.40	27.02	30.42	28.55	24.13
22	26.67	28.29	31.69	29.82	25.40
23	27.94	29.56	32.96	31.09	26.67
24	29.21	30.83	34.23	32.36	27.94
25	30.48	32.10	35.50	33.63	29.21
26	31.75	33.37	36.77	34.90	30.48
27	33.02	34.64	38.04	36.17	31.75
28	34.29	35.91	39.31	37.44	33.02
29	35.56	37.18	40.58	38.71	34.29
30	36.83	38.45	41.85	39.98	35.56
31	38.10	39.72	43.12	41.25	36.83
32	39.37	40.99	44.39	42.52	38.10
33	40.64	42.26	45.66	43.79	39.37
34	41.91	43.53	46.93	45.06	40.64
35	43.18	44.80	48.20	46.33	41.91
36	44.45	46.07	49.47	47.60	43.18
37	45.72	47.34	50.74	48.87	44.45
38	46.99	48.61	52.01	50.14	45.72
39	48.26	49.88	53.28	51.41	46.99
40	49.53	51.15	54.55	52.68	48.26
41	50.80	52.42	55.82	53.95	49.53
42	52.07	53.69	57.09	55.22	50.80
43	53.34	54.96	58.36	56.49	52.07
44	54.61	56.23	59.63	57.76	53.34
45	55.88	57.50	60.90	59.03	54.61
46	57.15	58.77	62.17	60.30	55.88
47	58.42	60.04	63.44	61.57	57.15
48	59.69	61.31	64.71	62.84	58.42
49	60.96	62.58	65.98	64.11	59.69
50	62.23	63.85	67.25	65.38	60.96

SPECIFICATIONS

- Current Rate :0.75AMP
- Operation Temperature :-40° C to+105° C
- Contact Resistance :20m ΩMax.
- Insulation Resistance :1000M Ω Min.
- WithstandING Voltage :AC 500v
- Insulator Material :Polyester (UL94V-0)
Standard:Nylon-PA6T
- Contact Material :Brass
- Contact plating :Au or Sn over Ni

THESE DRAWINGS AND SPECIFICATIONS ARE THE PROPERTY OF SHENZHEN YUCHENG ELECTRONICS.,LTD AND SHALL NOT BE REPRODUCED,COPIED OR USED IN ANY MANNER WITHOUT THE PRIOR WRITTEN CONSENT OF SHENZHEN YUCHENG ELECTRONICS.,LTD

UCHENG 深圳市裕诚电子有限公司
ELECTRONICS SHENZHEN YUCHENG ELECTRONICS CO.,LTD

APPROVED: WEI JIE	GENERAL TOLERANCES	TITLE:	1.27 2X10P SMT排母带外柱H=4.3	
CHECKED: HONG JIN YUN	.X'±5.0'	PART NO:	S127WZ43-PIN数	
DRAWING: CHEN YA	.X'±3.0'	WEBSITE:	www.ycelectron.com	
	.XX'±2.0'	REV: A	UNIT: mm	SCALE: /
	.XXX'±1.0'		SHEET: A4	