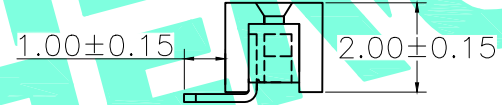
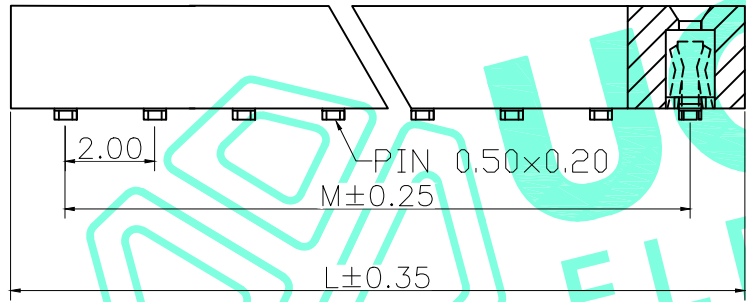
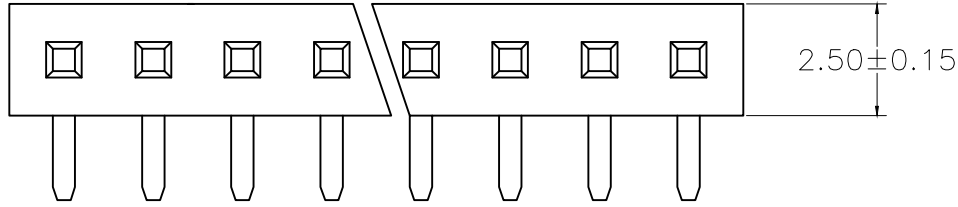


RoHS Compliant

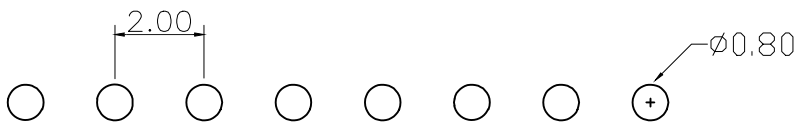
REV. A/0	DESCRIPTION NEW	DESIGN CWF	DATE
----------	-----------------	------------	------



No. of PIN/ROW	Dimension Information	
	M	L
02	2.00	4.60
03	4.00	6.60
04	6.00	8.60
05	8.00	10.60
06	10.00	12.60
07	12.00	14.60
08	14.00	16.60
09	16.00	18.60
10	18.00	20.60
11	20.00	22.60
12	22.00	24.60
13	24.00	26.60
14	26.00	28.60
15	28.00	30.60
16	30.00	32.60
17	32.00	34.60
18	34.00	36.60
19	36.00	38.60
20	38.00	40.60
21	40.00	42.60
22	42.00	44.60
23	44.00	46.60
24	46.00	48.60
25	48.00	50.60
26	50.00	52.60
27	52.00	54.60
28	54.00	56.60
29	56.00	58.60
30	58.00	60.60
31	60.00	62.60
32	62.00	64.60
33	64.00	66.60
34	66.00	68.60
35	68.00	70.60
36	70.00	72.60
37	72.00	74.60
38	74.00	76.60
39	76.00	78.60
40	78.00	80.60

SPECIFICATIONS

- 1. Current Rate : 0.75AMP
- 2. Operation Temperature : -40° C to +105° C
- 3. Contact Resistance : 20m Ω Max.
- 4. Insulation Resistance : 1000M Ω Min.
- 5. WithstandNG Voltage : AC 500v
- 6. Insulator Material : Polyester (UL94V-0)
Standard: Nylon-PA6T
- 7. Contact Material : Brass
- 8. Contact plating : Au or Sn over Ni



Recommended P.C.B Hloe Layout

THESE DRAWINGS AND SPECIFICATIONS ARE THE PROPERTY OF SHENZHEN YUCHENG ELECTRONICS.,LTD AND SHALL NOT BE REPRODUCED, COPIED OR USED IN ANY MANNER WITHOUT THE PRIOR WRITTEN CONSENT OF SHENZHEN YUCHENG ELECTRONICS.,LTD



深圳市裕诚电子有限公司
SHENZHEN YUCHENG ELECTRONICS CO.,LTD

APPROVED: WEI JIE	GENERAL TOLERANCES		TITLE: 2.0 单排弯母 H=2.0
	.X' ± 5.0'	X. ± 0.30	
CHECKED: HONG JIN YUN	.X' ± 3.0'	.X ± 0.25	WEBSITE: www.ycelectron.com
	.XX' ± 2.0'	.XX ± 0.15	
DRAWING: CHEN YA	.XXX' ± 1.0'	.XXX ± 0.10	REV: A UNIT: mm SCALE: / SHEET: A4
	SHEET: 1 / 1		