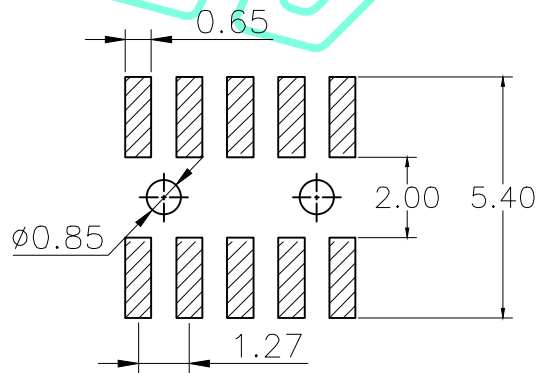
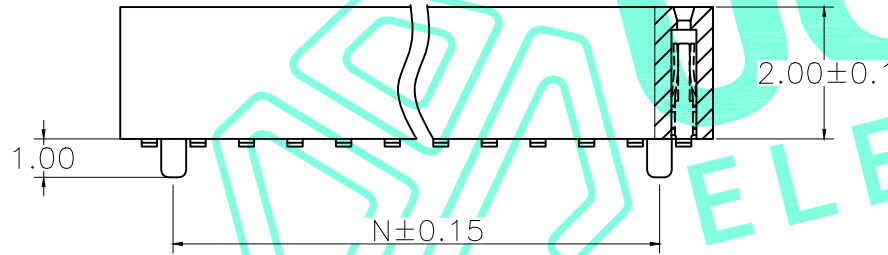
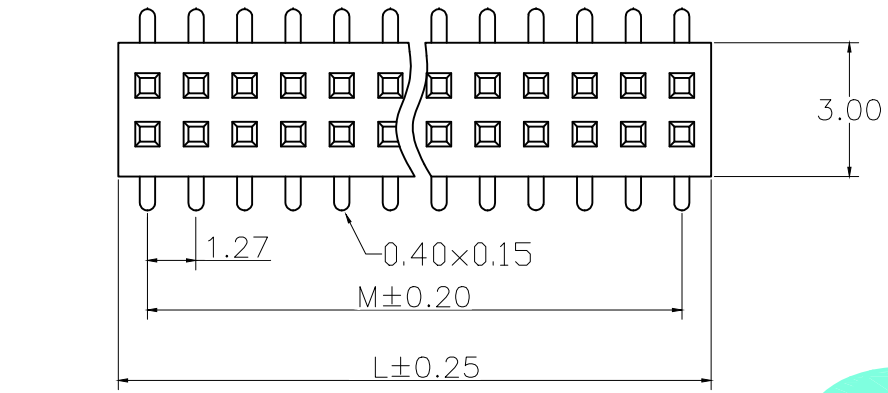
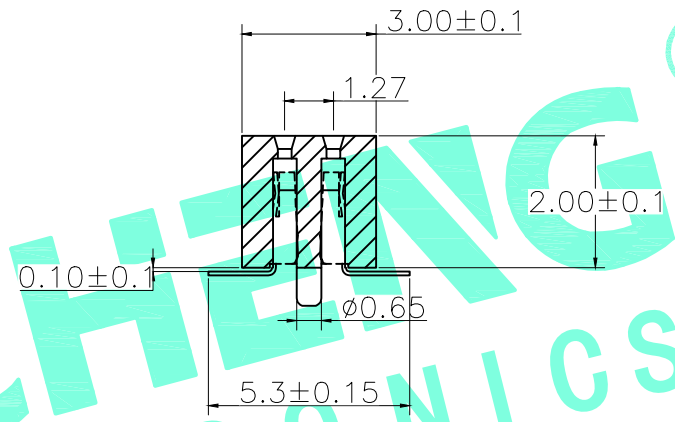


RoHS Compliant

REV. A/0	DESCRIPTION NEW	DESIGN CWF	DATE
----------	-----------------	------------	------



Recommended P.C.B Hloe Layout



SPECIFICATIONS

- 1.Current Rate :0.75AMP
- 2.Operation Temperature :-40° C to+105° C
- 3.Contact Resistance :20m ΩMax.
- 4.Insulation Resistance :1000M Ω Min.
- 5.Withstanding Voltage :AC 500v
- 6.Insulator Material :Polyester (UL94V-0)
Standard:Nylon-PA6T
- 7.Contact Material :Brass
- 8.Contact plating :Au or Sn over Ni

No. of PIN/ROW	Dimension Information		
	M	L	N
02	1.27	2.78	
03	2.54	4.05	1.27
04	3.81	5.32	2.54
05	5.08	6.59	3.81
06	6.35	7.86	5.08
07	7.62	9.13	6.35
08	8.89	10.40	7.62
09	10.16	11.67	8.89
10	11.43	12.94	10.16
11	12.70	14.21	11.43
12	13.97	15.48	12.70
13	15.24	16.75	13.97
14	16.51	18.02	15.24
15	17.78	19.29	16.51
16	19.05	20.56	17.78
17	20.32	21.83	19.05
18	21.59	23.10	20.32
19	22.86	24.37	21.59
20	24.13	25.64	22.86
21	25.40	26.91	24.13
22	26.67	28.18	25.40
23	27.94	29.45	26.67
24	29.21	30.72	27.94
25	30.48	31.99	29.21
26	31.75	33.26	30.48
27	33.02	34.53	31.75
28	34.29	35.80	33.02
29	35.56	37.07	34.29
30	36.83	38.34	35.56
31	38.10	39.61	36.83
32	39.37	40.88	38.10
33	40.64	42.15	39.37
34	41.91	43.42	40.64
35	43.18	44.69	41.91
36	44.45	45.96	43.18
37	45.72	47.23	44.45
38	46.99	48.50	45.72
39	48.26	49.77	46.99
40	49.53	51.04	48.26

THESE DRAWINGS AND SPECIFICATIONS ARE THE PROPERTY OF SHENZHEN YUCHENG ELECTRONICS.,LTD AND SHALL NOT BE REPRODUCED, COPIED OR USED IN ANY MANNER WITHOUT THE PRIOR WRITTEN CONSENT OF SHENZHEN YUCHENG ELECTRONICS.,LTD



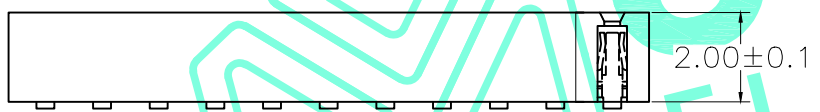
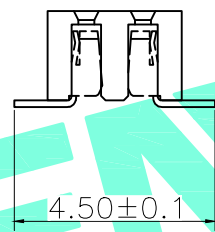
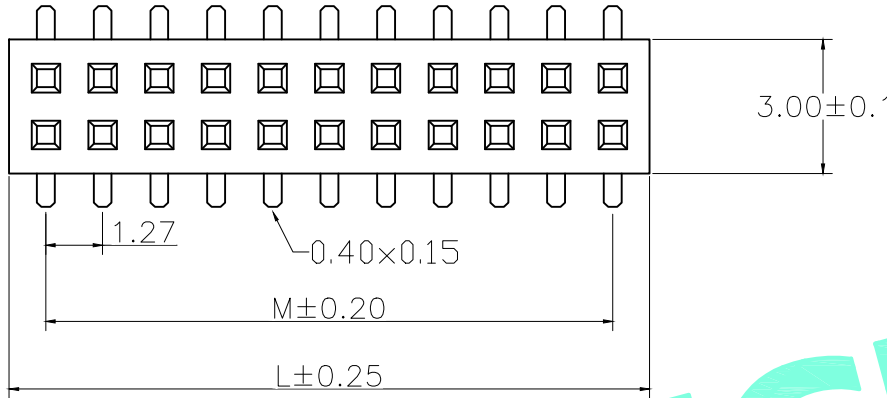
深圳市裕诚电子有限公司
SHENZHEN YUCHENG ELECTRONICS CO.,LTD

APPROVED:	WEI JIE	GENERAL TOLERANCES	TITLE:	1.27 双排SMT排母H=2.0带定位柱		
CHECKED:	HONG JIN YUN	X'±5.0'	PART NO:	S127NZ20-PIN数		
DRAWING:	CHEN YA	.X'±3.0'	WEBSITE :	www.ycelectron.com		
		.XX'±2.0'	REV: A	UNIT: mm	SCALE: /	SHEET: A4
		.XXX'±1.0'	SHEET: 1 / 1			

RoHS Compliant

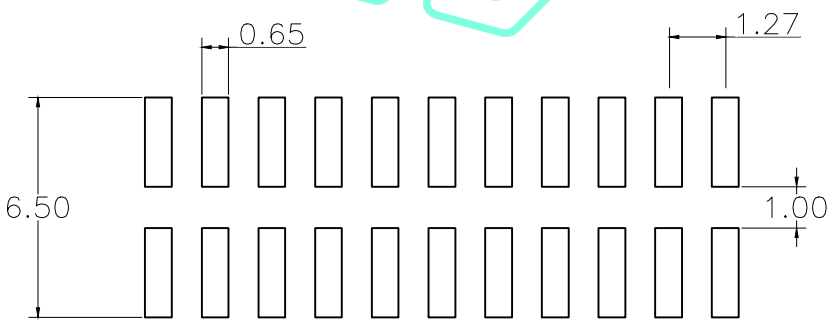
REV. A/0	DESCRIPTION NEW	DESIGN CWF	DATE
----------	-----------------	------------	------

No. of PIN/ROW	Dimension Information	
	M	L
02	1.27	2.89
03	2.54	4.16
04	3.81	5.43
05	5.08	6.70
06	6.35	7.97
07	7.62	9.24
08	8.89	10.51
09	10.16	11.78
10	11.43	13.05
11	12.70	14.32
12	13.97	15.59
13	15.24	16.86
14	16.51	18.13
15	17.78	19.40
16	19.05	20.67
17	20.32	21.94
18	21.59	23.21
19	22.86	24.48
20	24.13	25.75
21	25.40	27.02
22	26.67	28.29
23	27.94	29.56
24	29.21	30.83
25	30.48	32.10
26	31.75	33.37
27	33.02	34.64
28	34.29	35.91
29	35.56	37.18
30	36.83	38.45
31	38.10	39.72
32	39.37	40.99
33	40.64	42.26
34	41.91	43.53
35	43.18	44.80
36	44.45	46.07
37	45.72	47.34
38	46.99	48.61
39	48.26	49.88
40	49.53	51.15



SPECIFICATIONS

- 1. Current Rate :0.75AMP
- 2. Operation Temperature :-40° C to+105° C
- 3. Contact Resistance :20m ΩMax.
- 4. Insulation Resistance :1000M Ω Min.
- 5. Withstanding Voltage :AC 500v
- 6. Insulator Material :Polyester (UL94V-0)
Standard:Nylon-PA6T
- 7. Contact Material :Brass
- 8. Contact plating :Au or Sn over Ni



Recommended P.C.B Hloe Layout

THESE DRAWINGS AND SPECIFICATIONS ARE THE PROPERTY OF SHENZHEN YUCHENG ELECTRONICS.,LTD AND SHALL NOT BE REPRODUCED, COPIED OR USED IN ANY MANNER WITHOUT THE PRIOR WRITTEN CONSENT OF SHENZHEN YUCHENG ELECTRONICS.,LTD



深圳市裕诚电子有限公司
SHENZHEN YUCHENG ELECTRONICS CO.,LTD

APPROVED: WEI JIE		GENERAL TOLERANCES		TITLE: 1.27 双排SMT排母H=2.0 无柱	
CHECKED: HONG JIN YUN		X'±5.0'	X.±0.30	PART NO: S127WZ20-PIN数	
DRAWING: CHEN YA		.X'±3.0'	.X±0.25	WEBSITE: www.ycelectron.com	
SHEET: 1 / 1		.XX'±2.0'	.XX±0.15	REV: A	
		.XXX'±1.0'	.XXX±0.10	UNIT: mm	SCALE: /
				SHEET: A4	☉