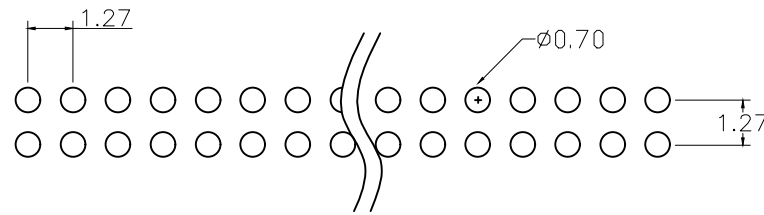
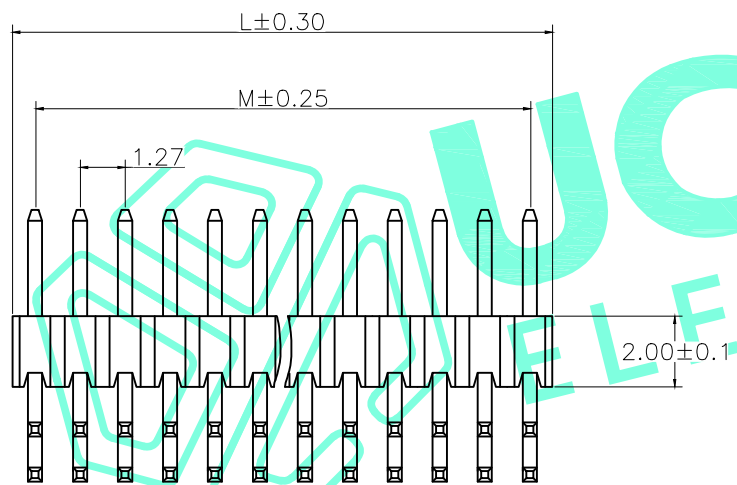
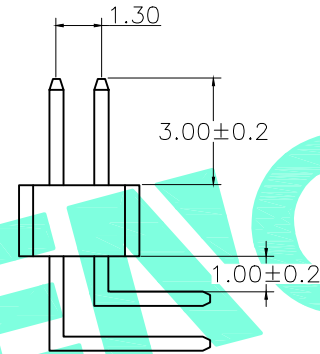
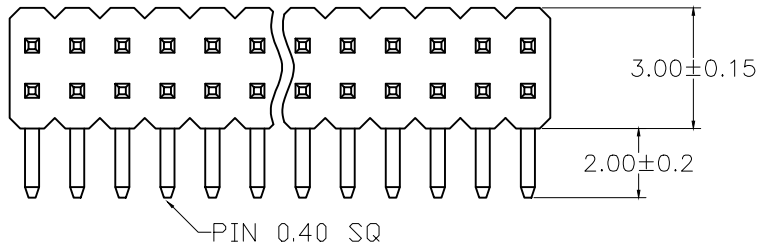


RoHS Compliant

REV. A/0	DESCRIPTION NEW	DESIGN CWF	DATE
-------------	--------------------	---------------	------



Recommended P.C.B Hlow Layout

No. of PIN/ROW	Dimension Information	
	M	L
02	1.27	2.54
03	2.54	3.81
04	3.81	5.08
05	5.08	6.35
06	6.35	7.62
07	7.62	8.89
08	8.89	10.16
09	10.16	11.43
10	11.43	12.70
11	12.70	13.97
12	13.97	15.24
13	15.24	16.51
14	16.51	17.78
15	17.78	19.05
16	19.05	20.32
17	20.32	21.59
18	21.59	22.86
19	22.86	24.13
20	24.13	25.40
21	25.40	26.67
22	26.67	27.94
23	27.94	29.21
24	29.21	30.48
25	30.48	31.75
26	31.75	33.02
27	33.02	34.29
28	34.29	35.56
29	35.56	36.83
30	36.83	38.10
31	38.10	39.37
32	39.37	40.64
33	40.64	41.91
34	41.91	43.18
35	43.18	44.45
36	44.45	45.72
37	45.72	46.99
38	46.99	48.26
39	48.26	49.53
40	49.53	50.80
41	50.80	52.07
42	52.07	53.34
43	53.34	54.61
44	54.61	55.88
45	55.88	57.15
46	57.15	58.42
47	58.42	59.69
48	59.69	60.96
49	60.96	62.23
50	62.23	63.50

SPECIFICATIONS

- 1.Current Rate :0.75AMP
- 2.Operation Temperature :-40° C to+105° C
- 3.Contact Resistance :20m ΩMax.
- 4.Insulation Resistance :1000M Ω Min.
- 5.WithstandING Voltage :AC 500v
- 6.Insulator Material :Polyester (UL94V-0)
Standard:Nylon-PA6T
- 7.Contact Material :Brass
- 8.Contact plating :Au or Sn over Ni

THESE DRAWINGS AND SPECIFICATIONS ARE THE PROPERTY OF SHENZHEN YUCHENG ELECTRONICS.,LTD AND SHALL NOT BE REPRODUCED, COPIED OR USED IN ANY MANNER WITHOUT THE PRIOR WRITTEN CONSENT OF SHENZHEN YUCHENG ELECTRONICS.,LTD



深圳市裕诚电子有限公司
SHENZHEN YUCHENG ELECTRONICS CO.,LTD

APPROVED:	WEI JIE	GENERAL TOLERANCES	TITLE:	1.27 双排弯针 H=2.0
CHECKED:	HONG JIN YUN	X'±5.0'	PART NO:	SPW30H20-PIN数
DRAWING:	CHEN YA	X.±0.30	WEBSITE:	www.ycelectron.com
		.X'±3.0'	REV: A	UNIT: mm
		.XX'±2.0'		SCALE: /
		.XXX'±1.0'		SHEET: A4
				☉
		SHEET: 1 / 1		