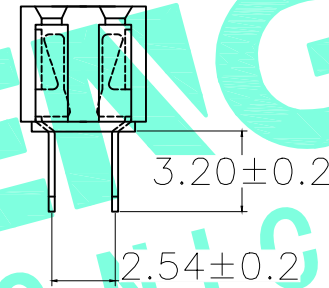
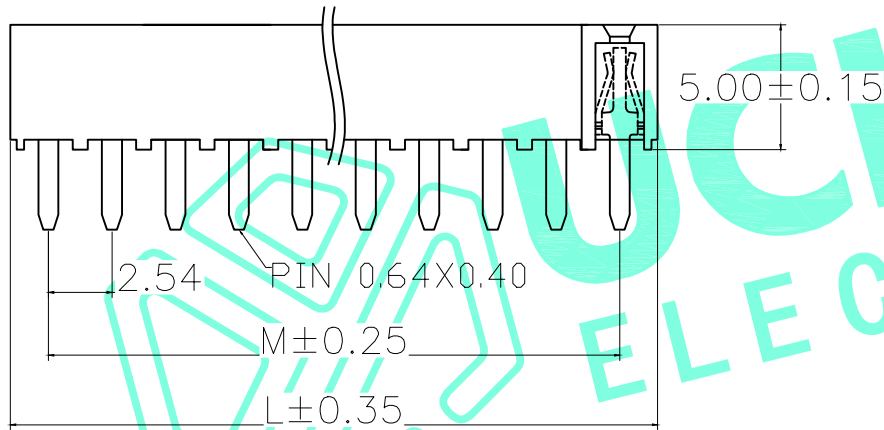
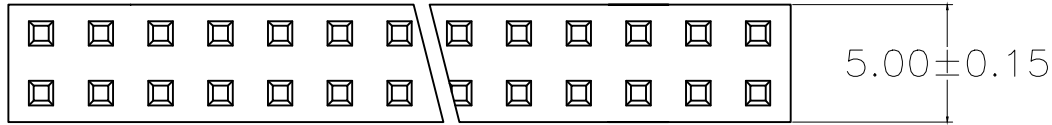


RoHS Compliant

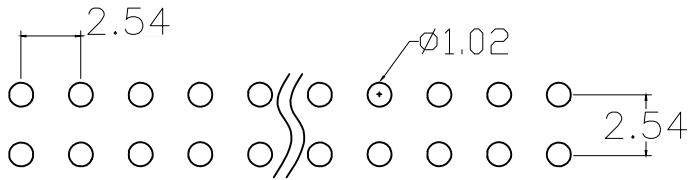
REV. A/0	DESCRIPTION NEW	DESIGN CWF	DATE
----------	-----------------	------------	------



No. of PIN/ROW	Dimension Information	
	M	L
02	2.54	5.58
03	5.08	8.12
04	7.62	10.66
05	10.16	13.20
06	12.70	15.74
07	15.24	18.28
08	17.78	20.82
09	20.32	23.36
10	22.86	25.90
11	25.40	28.44
12	27.94	30.98
13	30.48	33.52
14	33.02	36.06
15	35.56	38.60
16	38.10	41.14
17	40.64	43.68
18	43.18	46.22
19	45.72	48.76
20	48.26	51.30
21	50.80	53.84
22	53.34	56.38
23	55.88	58.92
24	58.42	61.46
25	60.96	64.00
26	63.50	66.54
27	66.04	69.08
28	68.58	71.62
29	71.12	74.16
30	73.66	76.70
31	76.20	79.24
32	78.74	81.78
33	81.28	84.32
34	83.82	86.86
35	86.36	89.40
36	88.90	91.94
37	91.44	94.48
38	93.98	97.02
39	96.52	99.56
40	99.06	102.10

SPECIFICATIONS

- 1. Current Rate :0.75AMP
- 2. Operation Temperature :-40° C to+105° C
- 3. Contact Resistance :20m ΩMax.
- 4. Insulation Resistance :1000M Ω Min.
- 5. Withstanding Voltage :AC 500v
- 6. Insulator Material :Polyester (UL94V-0)
Standard: Nylon-PA6T
- 7. Contact Material :Brass
- 8. Contact plating :Au or Sn over Ni



Recommended P.C.B Hloe Layout

THESE DRAWINGS AND SPECIFICATIONS ARE THE PROPERTY OF SHENZHEN YUCHENG ELECTRONICS.,LTD AND SHALL NOT BE REPRODUCED, COPIED OR USED IN ANY MANNER WITHOUT THE PRIOR WRITTEN CONSENT OF SHENZHEN YUCHENG ELECTRONICS.,LTD

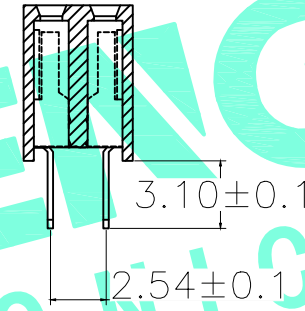
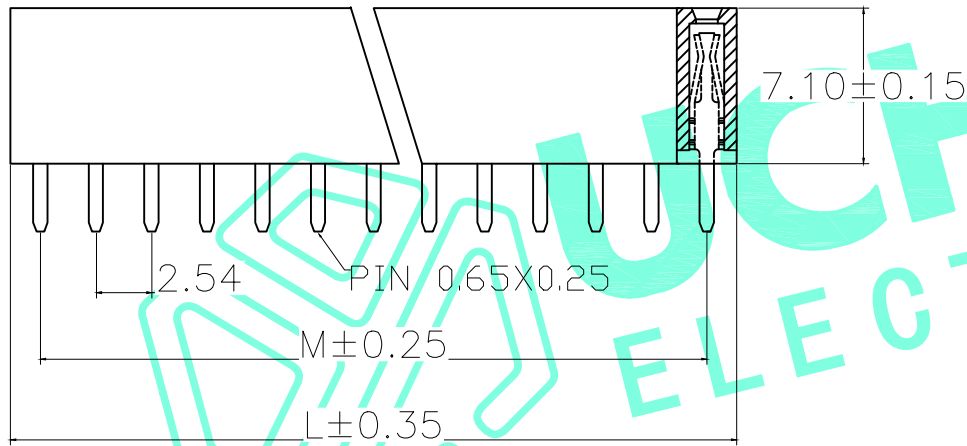
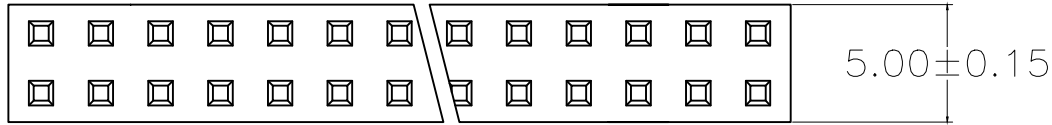
APPROVED: WEI JIE
 CHECKED: HONG JIN YUN
 DRAWING: CHEN YA

YUCHENG ELECTRONICS 深圳市裕诚电子有限公司
 SHENZHEN YUCHENG ELECTRONICS CO.,LTD

GENERAL TOLERANCES	TITLE:	2.54 双排直母 H=5.0	
X' ±5.0'	X. ±0.30	PART NO:	D254ZM50-PIN数
.X' ±3.0'	.X ±0.25	WEBSITE:	www.ycelectron.com
.XX' ±2.0'	.XX ±0.15	REV: A	UNIT: mm SCALE: / SHEET: A4
.XXX' ±1.0'	.XXX ±0.10	SHEET:	1 / 1

RoHS Compliant

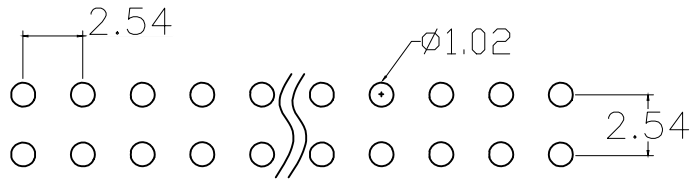
REV. A/0	DESCRIPTION NEW	DESIGN CWF	DATE
----------	-----------------	------------	------



No. of PIN/ROW	Dimension Information	
	M	L
02	2.54	5.58
03	5.08	8.12
04	7.62	10.66
05	10.16	13.20
06	12.70	15.74
07	15.24	18.28
08	17.78	20.82
09	20.32	23.36
10	22.86	25.90
11	25.40	28.44
12	27.94	30.98
13	30.48	33.52
14	33.02	36.06
15	35.56	38.60
16	38.10	41.14
17	40.64	43.68
18	43.18	46.22
19	45.72	48.76
20	48.26	51.30
21	50.80	53.84
22	53.34	56.38
23	55.88	58.92
24	58.42	61.46
25	60.96	64.00
26	63.50	66.54
27	66.04	69.08
28	68.58	71.62
29	71.12	74.16
30	73.66	76.70
31	76.20	79.24
32	78.74	81.78
33	81.28	84.32
34	83.82	86.86
35	86.36	89.40
36	88.90	91.94
37	91.44	94.48
38	93.98	97.02
39	96.52	99.56
40	99.06	102.10

SPECIFICATIONS

- 1. Current Rate :0.75AMP
- 2. Operation Temperature :-40° C to+105° C
- 3. Contact Resistance :20m ΩMax.
- 4. Insulation Resistance :1000M Ω Min.
- 5. Withstanding Voltage :AC 500v
- 6. Insulator Material :Polyester (UL94V-0)
Standard:Nylon-PA6T
- 7. Contact Material :Brass
- 8. Contact plating :Au or Sn over Ni



Recommended P.C.B Hloe Layout

THESE DRAWINGS AND SPECIFICATIONS ARE THE PROPERTY OF SHENZHEN YUCHENG ELECTRONICS.,LTD AND SHALL NOT BE REPRODUCED, COPIED OR USED IN ANY MANNER WITHOUT THE PRIOR WRITTEN CONSENT OF SHENZHEN YUCHENG ELECTRONICS.,LTD



深圳市裕诚电子有限公司
SHENZHEN YUCHENG ELECTRONICS CO.,LTD

APPROVED:	WEI JIE	GENERAL TOLERANCES	TITLE:	2.54 双排直母 H=7.1
CHECKED:	HONG JIN YUN	.X'±5.0'	PART NO:	D254ZM71-PIN数
DRAWING:	CHEN YA	.X'±3.0'		
		.XX'±2.0'	REV: A	UNIT: mm
		.XXX'±1.0'		SCALE: /
			SHEET: 1 / 1	SHEET: A4

