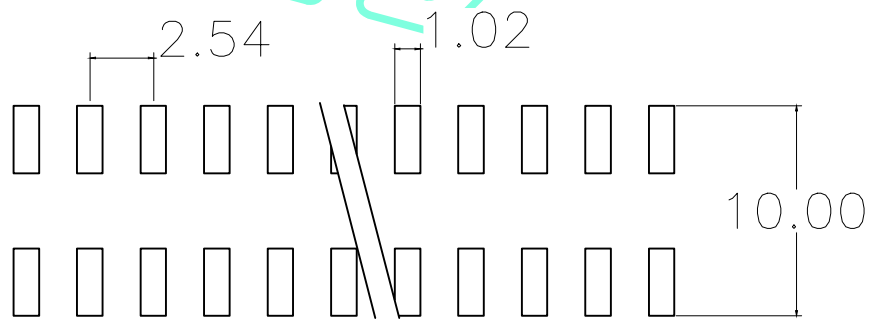
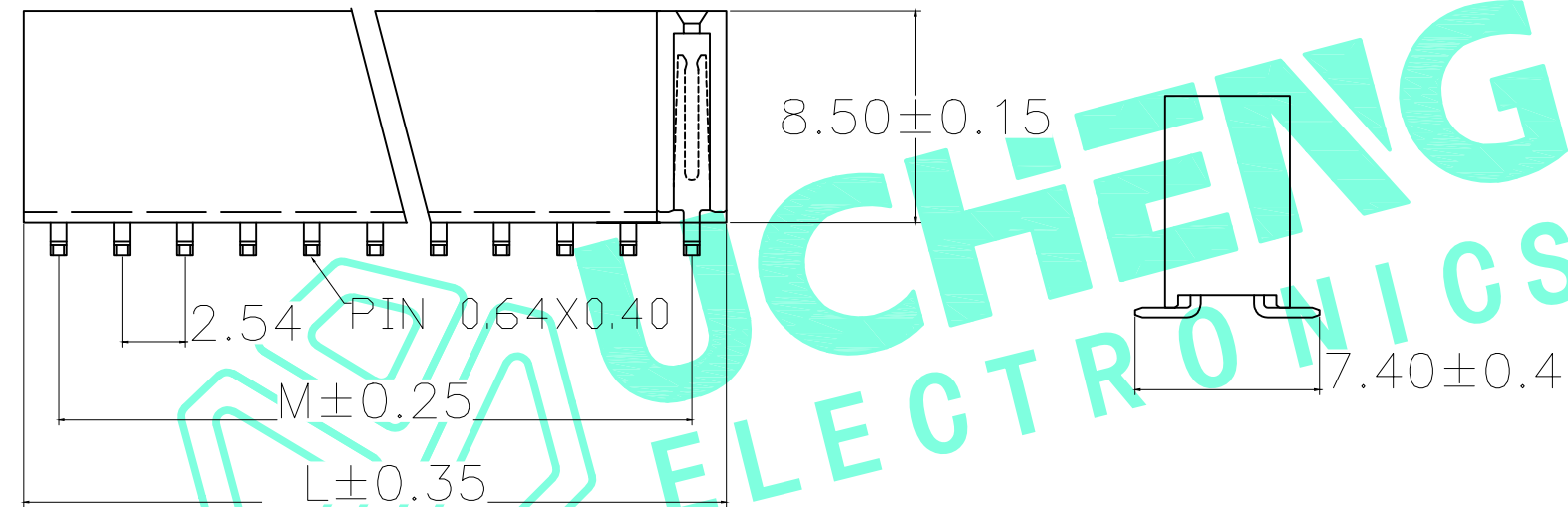
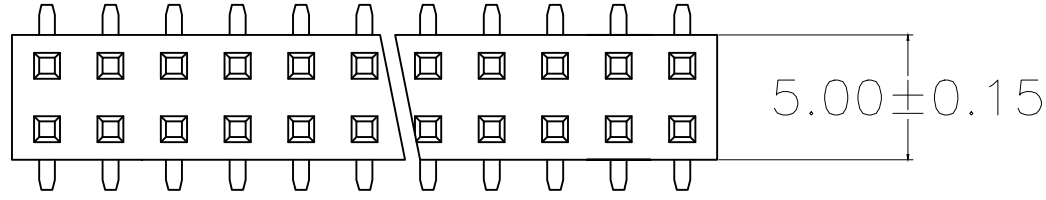


RoHS Compliant

REV. A/0	DESCRIPTION NEW	DESIGN CWF	DATE
----------	-----------------	------------	------

No. of PIN/ROW	Dimension Information	
	M	L
02	2.54	5.58
03	5.08	8.12
04	7.62	10.66
05	10.16	13.20
06	12.70	15.74
07	15.24	18.28
08	17.78	20.82
09	20.32	23.36
10	22.86	25.90
11	25.40	28.44
12	27.94	30.98
13	30.48	33.52
14	33.02	36.06
15	35.56	38.60
16	38.10	41.14
17	40.64	43.68
18	43.18	46.22
19	45.72	48.76
20	48.26	51.30
21	50.80	53.84
22	53.34	56.38
23	55.88	58.92
24	58.42	61.46
25	60.96	64.00
26	63.50	66.54
27	66.04	69.08
28	68.58	71.62
29	71.12	74.16
30	73.66	76.70
31	76.20	79.24
32	78.74	81.78
33	81.28	84.32
34	83.82	86.86
35	86.36	89.40
36	88.90	91.94
37	91.44	94.48
38	93.98	97.02
39	96.52	99.56
40	99.06	102.10



Recommended P.C.B Hloe Layout

**SPECIFICATIONS**

- 1. Current Rate :0.75AMP
- 2. Operation Temperature :-40° C to+105° C
- 3. Contact Resistance :20m ΩMax.
- 4. Insulation Resistance :1000M Ω Min.
- 5. Withstanding Voltage :AC 500v
- 6. Insulator Material :Polyester (UL94V-0)  
Standard:Nylon-PA6T
- 7. Contact Material :Brass
- 8. Contact plating :Au or Sn over Ni

THESE DRAWINGS AND SPECIFICATIONS ARE THE PROPERTY OF SHENZHEN YUCHENG ELECTRONICS,LTD AND SHALL NOT BE REPRODUCED, COPIED OR USED IN ANY MANNER WITHOUT THE PRIOR WRITTEN CONSENT OF SHENZHEN YUCHENG ELECTRONICS,LTD

**YUCHENG ELECTRONICS** 深圳市裕诚电子有限公司  
SHENZHEN YUCHENG ELECTRONICS CO.,LTD

APPROVED: WEI JIE		GENERAL TOLERANCES		TITLE: 2.54 双排SMT排母H=8.5	
CHECKED: HONG JIN YUN	DRAWING: CHEN YA	X'±5.0'	X.±0.30	PART NO: S254PM85-PIN数	WEBSITE: www.ycelectron.com
		.X'±3.0'	.X±0.25		
		.XX'±2.0'	.XX±0.15		
SHEET: 1 / 1		REV: A	UNIT: mm	SCALE: /	SHEET: A4