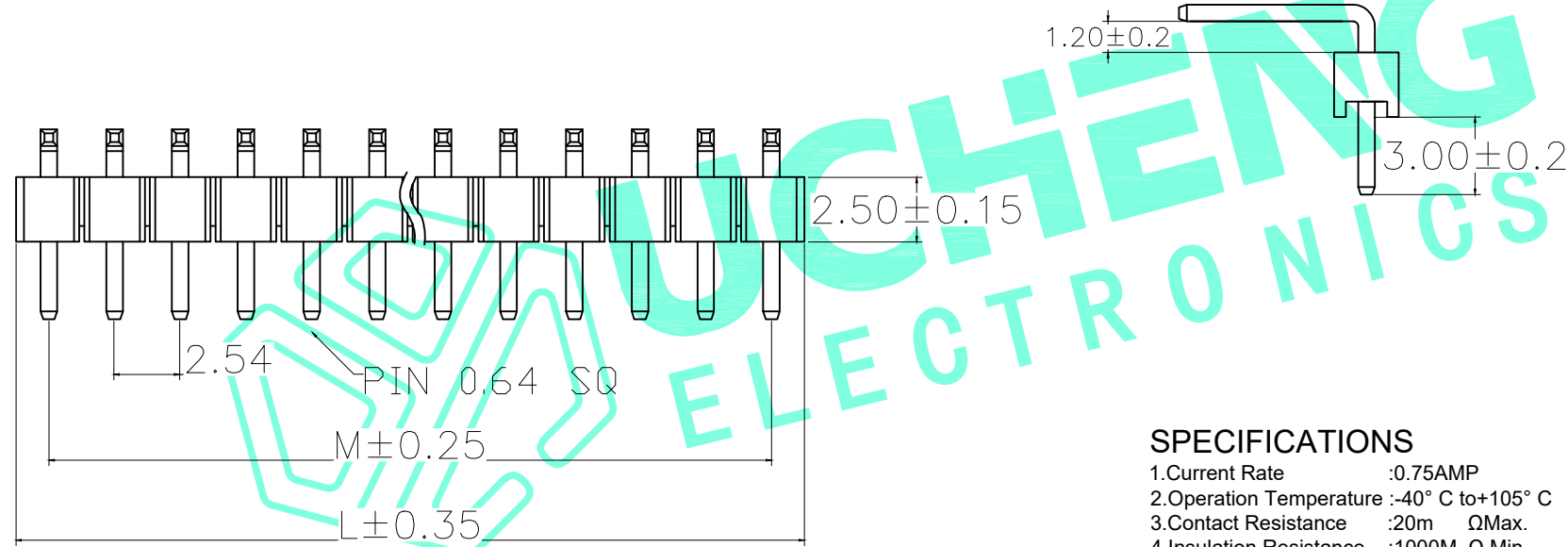
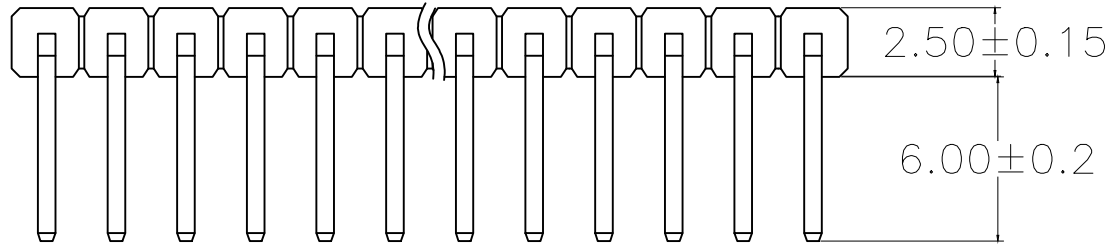


RoHS Compliant

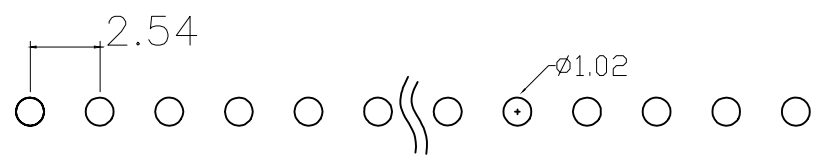
REV. A/0	DESCRIPTION NEW	DESIGN CWF	DATE
----------	-----------------	------------	------



No. of PIN/ROW	Dimension Information	
	M	L
01		2.54
02	2.54	5.08
03	5.08	7.62
04	7.62	10.16
05	10.16	12.70
06	12.70	15.24
07	15.24	17.78
08	17.78	20.32
09	20.32	22.86
10	22.86	25.40
11	25.40	27.94
12	27.94	30.48
13	30.48	33.02
14	33.02	35.56
15	35.56	38.10
16	38.10	40.64
17	40.64	43.18
18	43.18	45.72
19	45.72	48.26
20	48.26	50.80
21	50.80	53.34
22	53.34	55.88
23	55.88	58.42
24	58.42	60.96
25	60.96	63.50
26	63.50	66.04
27	66.04	68.58
28	68.58	71.12
29	71.12	73.66
30	73.66	76.20
31	76.20	78.74
32	78.74	81.28
33	81.28	83.82
34	83.82	86.36
35	86.36	88.90
36	88.90	91.44
37	91.44	93.98
38	93.98	96.52
39	96.52	99.06
40	99.06	101.60

SPECIFICATIONS

- Current Rate :0.75AMP
- Operation Temperature :-40° C to+105° C
- Contact Resistance :20m ΩMax.
- Insulation Resistance :1000M Ω Min.
- WithstandNG Voltage :AC 500v
- Insulator Material :Polyester (UL94V-0)
Standard:Nylon-PA6T
- Contact Material :Brass
- Contact plating :Au or Sn over Ni



Recommended P.C.B Hlow Layout

THESE DRAWINGS AND SPECIFICATIONS ARE THE PROPERTY OF SHENZHEN YUCHENG ELECTRONICS ,LTD.AND SHALL NOT BE REPRODUCED,COPIED OR USED IN ANY MANNER WITHOUT THE PRIOR WRITTEN CONSENT OF SHENZHEN YUCHENG ELECTRONICS.,LTD

APPROVED:	WEI JIE
CHECKED:	HONG JIN YUN
DRAWING:	CHEN YA

YUCHENG ELECTRONICS 深圳市裕诚电子有限公司
SHENZHEN YUCHENG ELECTRONICS CO.,LTD

GENERAL TOLERANCES	TITLE:	2.54 单排普弯针		
X'±5.0'	X.±0.30	PART NO:	D254PW115-PIN数	
.X'±3.0'	.X±0.25	WEBSITE :	www.ycelectron.com	
.XX'±2.0'	.XX±0.15	REV: A	UNIT: mm	SCALE: /
.XXX'±1.0'	.XXX±0.10	SHEET: 1 / 1	SHEET: A4	