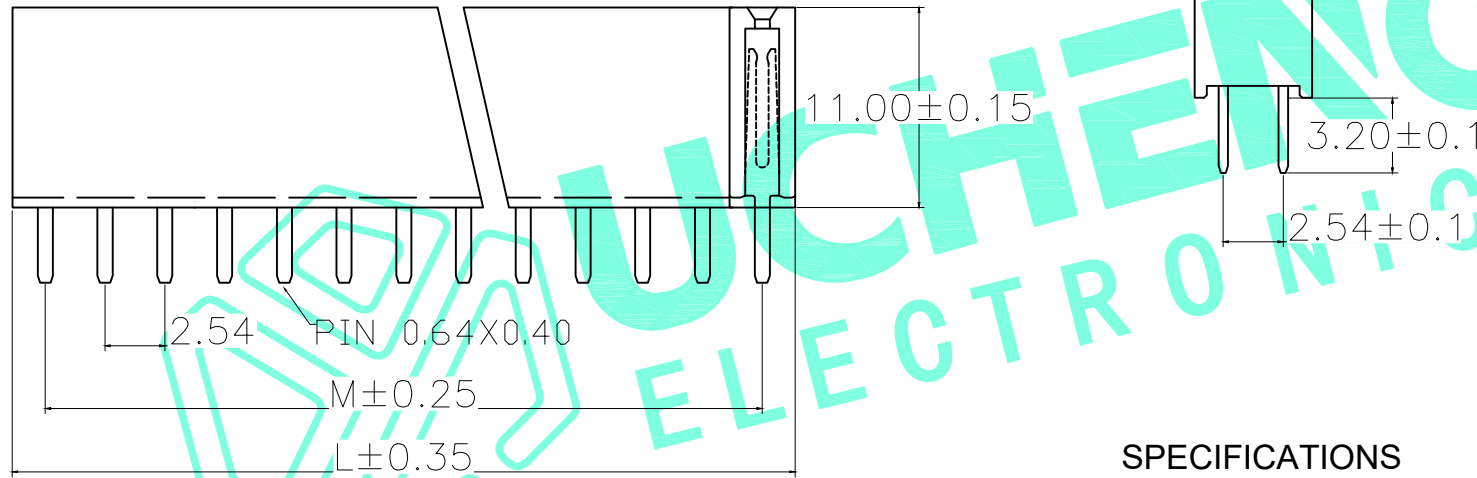
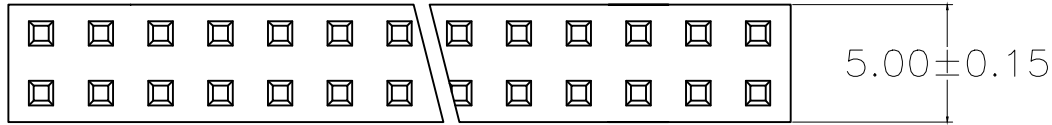
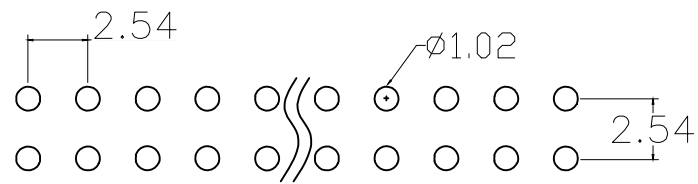


RoHS Compliant

REV. A/0	DESCRIPTION NEW	DESIGN CWF	DATE
----------	-----------------	------------	------



No. of PIN/ROW	Dimension Information	
	M	L
02	2.54	5.58
03	5.08	8.12
04	7.62	10.66
05	10.16	13.20
06	12.70	15.74
07	15.24	18.28
08	17.78	20.82
09	20.32	23.36
10	22.86	25.90
11	25.40	28.44
12	27.94	30.98
13	30.48	33.52
14	33.02	36.06
15	35.56	38.60
16	38.10	41.14
17	40.64	43.68
18	43.18	46.22
19	45.72	48.76
20	48.26	51.30
21	50.80	53.84
22	53.34	56.38
23	55.88	58.92
24	58.42	61.46
25	60.96	64.00
26	63.50	66.54
27	66.04	69.08
28	68.58	71.62
29	71.12	74.16
30	73.66	76.70
31	76.20	79.24
32	78.74	81.78
33	81.28	84.32
34	83.82	86.86
35	86.36	89.40
36	88.90	91.94
37	91.44	94.48
38	93.98	97.02
39	96.52	99.56
40	99.06	102.10



Recommended P.C.B Hloe Layout

SPECIFICATIONS

- 1. Current Rate :0.75AMP
- 2. Operation Temperature :-40° C to+105° C
- 3. Contact Resistance :20m ΩMax.
- 4. Insulation Resistance :1000M Ω Min.
- 5. Withstanding Voltage :AC 500v
- 6. Insulator Material :Polyester (UL94V-0)
Standard:Nylon-PA6T
- 7. Contact Material :Brass
- 8. Contact plating :Au or Sn over Ni

THESE DRAWINGS AND SPECIFICATIONS ARE THE PROPERTY OF SHENZHEN YUCHENG ELECTRONICS ,LTD AND SHALL NOT BE REPRODUCED, COPIED OR USED IN ANY MANNER WITHOUT THE PRIOR WRITTEN CONSENT OF SHENZHEN YUCHENG ELECTRONICS ,LTD

UCHENG ELECTRONICS 深圳市裕诚电子有限公司
SHENZHEN YUCHENG ELECTRONICS CO.,LTD

GENERAL TOLERANCES		TITLE: 2.54 双排直母 H=11.0	
X'±5.0'	X.±0.30	PART NO: D254ZM11-PIN数	WEBSITE : www.ycelectron.com
.X'±3.0'	.X±0.25		
.XX'±2.0'	.XX±0.15	REV: A	UNIT: mm
.XXX'±1.0'	.XXX±0.10		
APPROVED: WEI JIE	CHECKED: HONG JIN YUN	SCALE: /	SHEET: A4
DRAWING: CHEN YA	SHEET: 1 / 1		