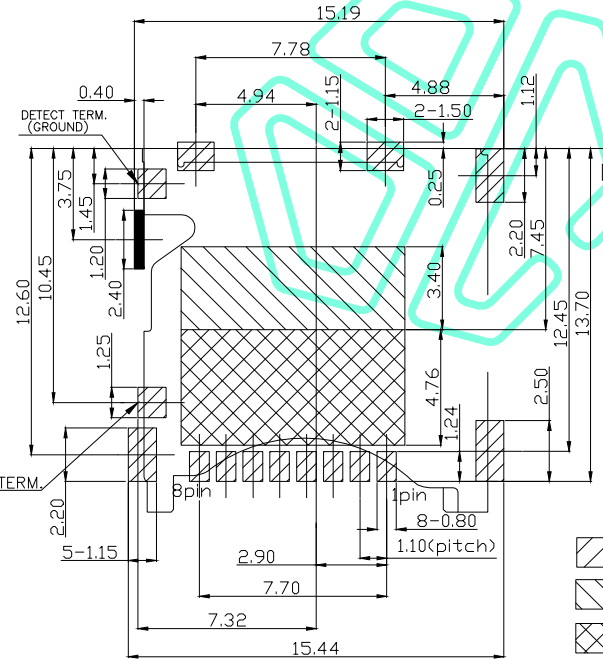
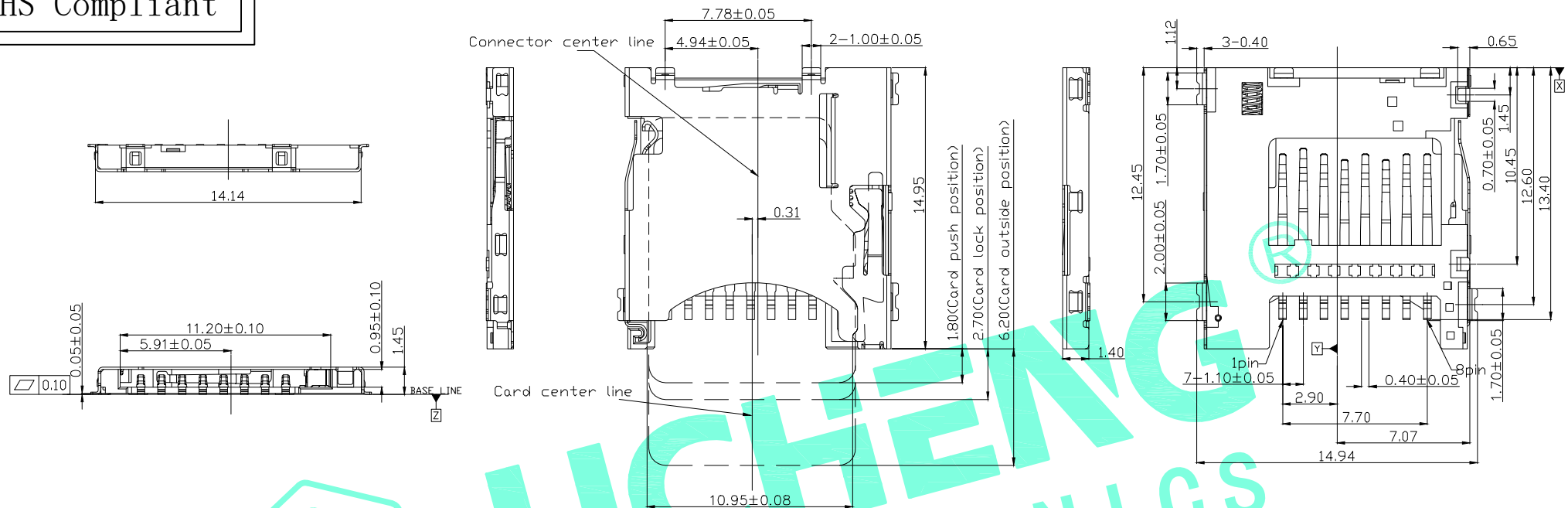


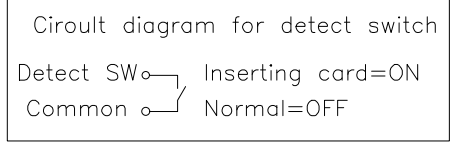
RoHS Compliant

REV.	DESCRIPTION	DESIGN	DATE
A/0	NEW	CFW	



Specification

- 1 Current Rating :0.5A.
- 2 Voltage Rating :DC 5V
- 3 Contact Resistance:Contact Pin 100mΩ max.
- 4 Insert/Pulling Force: 40N Max / 0.5~40N
- 5 Smt Solder Temperature: Should Under 260°C
- 6 Operation Temperature Range: -25~+85°C



PIN	T/F CARD
	microSD
8	P8 Dat1
7	P7 Dat0
6	P6 VSS
5	P5 CLK
4	P4 VDD
3	P3 CMD
2	P2 CD/Dat3
1	P1 Dat2

- PAD AREA
- PATTERN PROHIBITION AREA
- SOLDER PROHIBITION AREA
- PROHIBITED AREA

RECOMMEND P.C.B LAYOUT  
(General tolerance ±0.05)

ITEM	PART NAME	QTY.	MATERIAL	FINISHING
③	Shell	1	SUS	Au/Ni Plated
②	Terminal	9	COPPER ALLOY	Au/Ni Plated
①	Housing	1	LCP	Black

THESE DRAWINGS AND SPECIFICATIONS ARE THE PROPERTY OF SHENZHEN YUCHENG ELECTRONICS, LTD. AND SHALL NOT BE REPRODUCED, COPIED OR USED IN ANY MANNER WITHOUT THE PRIOR WRITTEN CONSENT OF SHENZHEN YUCHENG ELECTRONICS, LTD.

APPROVED: WEI JIE  
CHECKED: HONG JIN YUN  
DRAWING: CHEN YA

**UCHENG ELECTRONICS** 深圳市裕诚电子有限公司  
SHENZHEN YUCHENG ELECTRONICS CO.,LTD

GENERAL TOLERANCES  
30~以上 ±0.30  
10~30 ±0.25  
5~10 ±0.20  
~ 5 ±0.15

TITLE: TF 1.45 Micro SD卡座自弹式内焊  
PART NO: TF-149Y  
WEBSITE: www.ycelectron.com  
REV: A UNIT: mm SCALE: / SHEET: A4