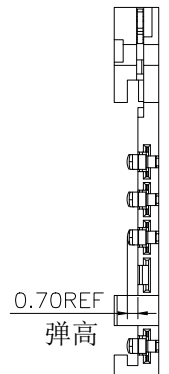
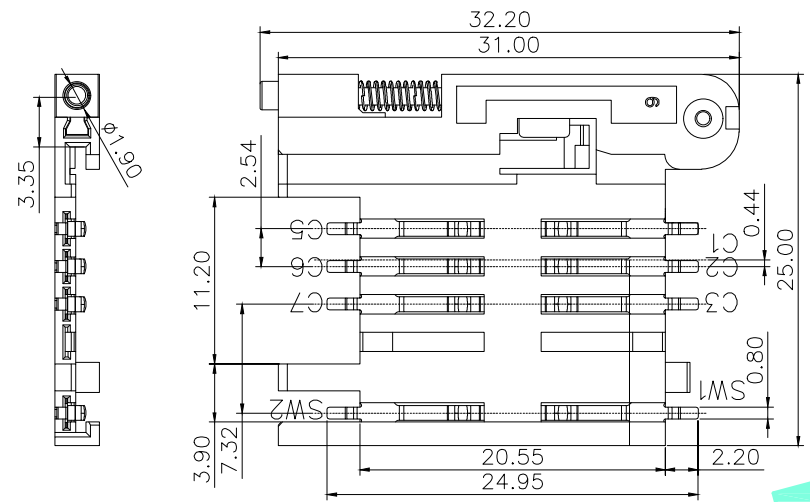
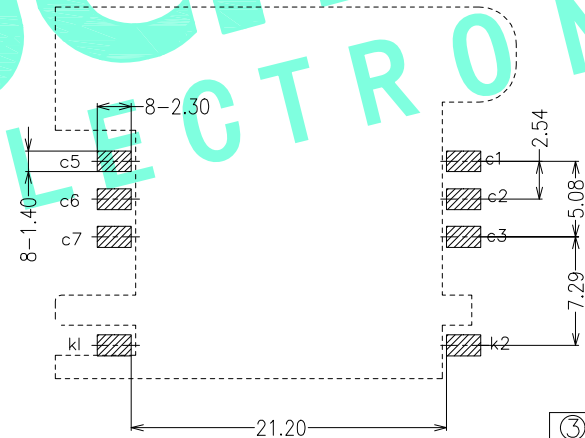
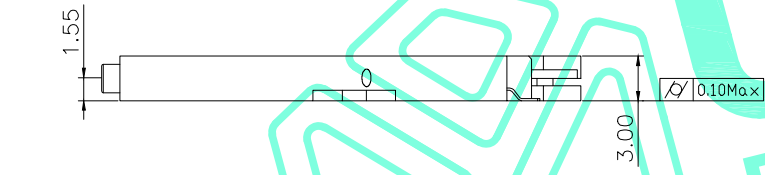
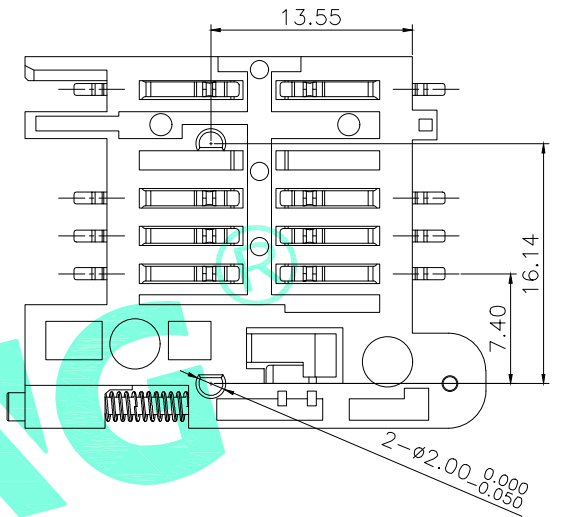
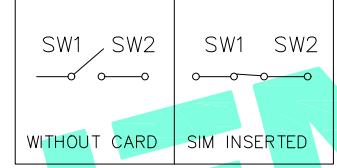


RoHS Compliant

REV. A/0	DESCRIPTION NEW	DESIGN CWF	DATE
----------	-----------------	------------	------

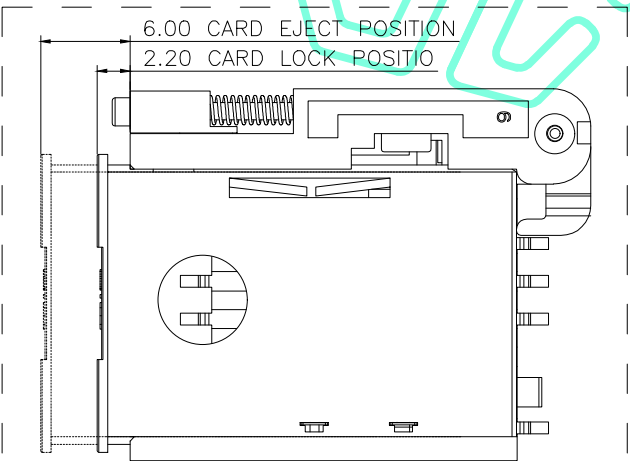


PIN NO.	PIN NAME
	Supply Voltage Vcc
C2	Reset (RST)
C3	Clock (CLK)
C4	N/A
C5	Ground
C6	Programming Voltage Vpp
C7	I/O
C8	N/A



PCB AREA
RECOMMENDED PCB LAYOUT
GENERAL TOLERANCE ±0.05

- Specification:
- 1.Current rating: 0.5 A
 - 2.Voltage rating: DC 5V
 - 3.Dielectric strength:500V AC RMS for 1 minute.
 - 4.Contact resistance:100mΩ max.
 - 5.Insulator resistance:500MΩ min.at 250V DC.
 - 6.Mating unmating cycles:5000 cycles



装卡托示意图

ITEM	PART NAME	QTY.	MATERIAL	FINISHING
③	Cap	1	PA9T	Yellow
②	Terminal	7	Copper alloy	Ni/Au Plated
①	Housing	1	LCP	Black

THESE DRAWINGS AND SPECIFICATIONS ARE THE PROPERTY OF SHENZHEN YUCHENG ELECTRONICS,LTD AND SHALL NOT BE REPRODUCED,COPIED OR USED IN ANY MANNER WITHOUT THE PRIOR WRITTEN CONSENT OF SHENZHEN YUCHENG ELECTRONICS,LTD

APPROVED: WEI JIE
CHECKED: HONG JIN YUN
DRAWING: CHEN YA

UCHENG ELECTRONICS 深圳市裕诚电子有限公司
SHENZHEN YUCHENG ELECTRONICS CO.,LTD

GENERAL TOLERANCES	TITLE:	SIM-抽屉式卡座 支架		
30~以上 ±0.30	PART NO.:	SIM-322Y		
10~30 ±0.25	WEBSITE:	www.ycelectron.com		
5~10 ±0.20	REV: A	UNIT: mm	SCALE: /	SHEET: A4
~ 5 ±0.15				
SHEET: 1 / 1				