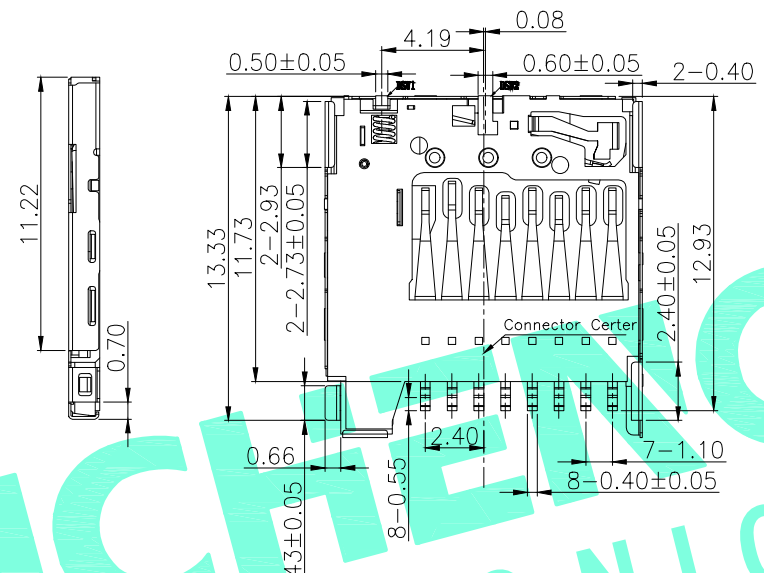
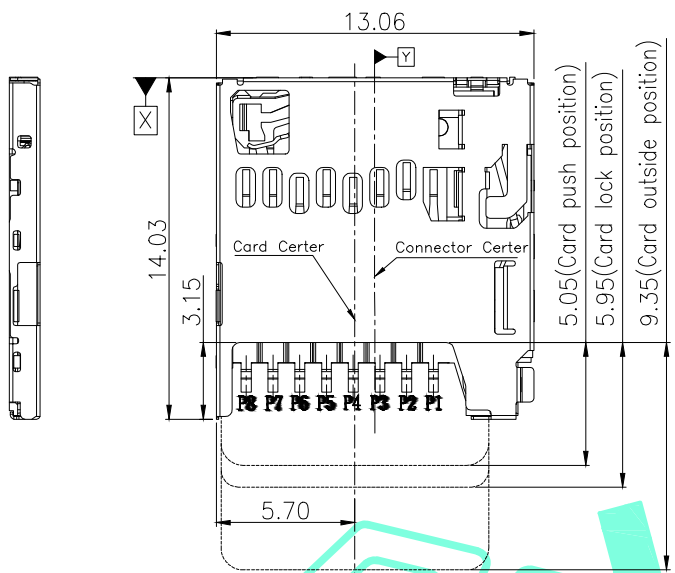


RoHS Compliant

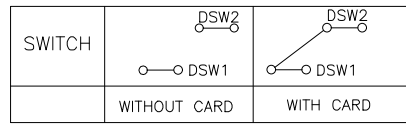
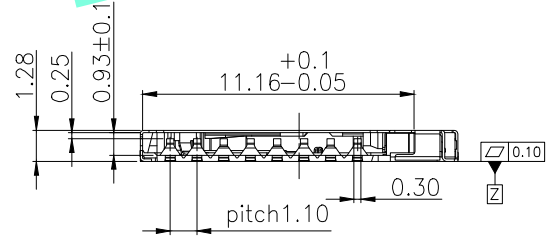
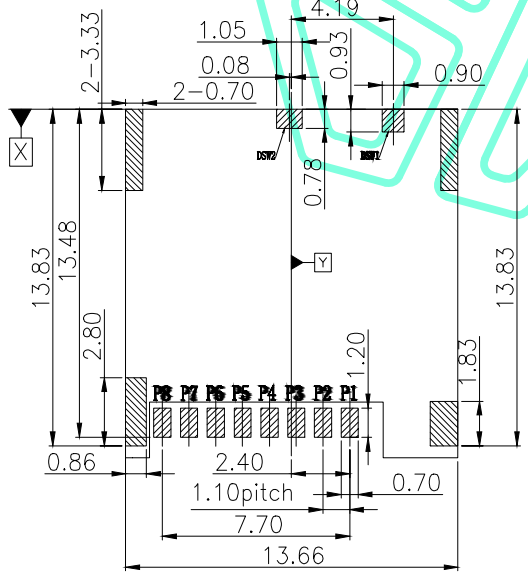
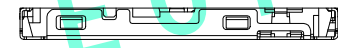
REV. A/0	DESCRIPTION NEW	DESIGN CWF	DATE
----------	-----------------	------------	------



PIN NO.	PIN ASSIGNMENT
P1	DAT2
P2	CD/DAT3
P3	CMD
P4	VDD
P5	CLK
P6	VSS
P7	DAT0
P8	DAT1

Specification

- 1 Current Rating :0.5A.
- 2 Voltage Rating :DC 5V
- 3 Ambient Temperature Range :-25°C~+85°C
- 4 Ambient Humidity Range :95% R.H. Max.
- 5 Contact Resistance:100mΩ max.
- 6 Insulation Resistance:1000MΩ min./500VDC
- 7 Durability:5,000 cycles



PAD AREA
 KEEP OUT AREA
 GND PATTERN ONLY

RECOMMEND P.C.B LAYOUT
(General tolerance ±0.05)

ITEM	PART NAME	QTY.	MATERIAL	FINISHING
⑥	Drawbar	1	SUS	Au/Ni Plated
⑤	Slider	1	PA9T	Black
④	Spring	1	SUS	Au/Ni Plated
③	Shell	1	SUS	Au/Ni Plated
②	Terminal	9	COPPER ALLOY	Au/Ni Plated
①	Housing	1	LCP	Black

THESE DRAWINGS AND SPECIFICATIONS ARE THE PROPERTY OF SHENZHEN YUCHENG ELECTRONICS, LTD. AND SHALL NOT BE REPRODUCED, COPIED OR USED IN ANY MANNER WITHOUT THE PRIOR WRITTEN CONSENT OF SHENZHEN YUCHENG ELECTRONICS, LTD.

APPROVED: WEI JIE
CHECKED: HONG JIN YUN
DRAWING: CHEN YA

深圳市裕诚电子有限公司
 SHENZHEN YUCHENG ELECTRONICS CO.,LTD

GENERAL TOLERANCES	TITLE:	TF卡座 内焊卡座超薄MICRO SD1.28HPUSH MOLEX
30~以上 ±0.30	PART NO:	TF-140Y
10~30 ±0.25	WEBSITE:	www.ycelectron.com
5~10 ±0.20	REV: A	UNIT: mm SCALE: / SHEET: A4
~ 5 ±0.15		
SHEET: 1 / 1		

