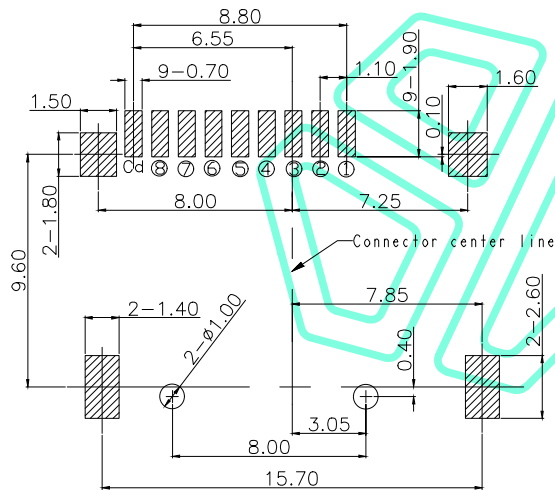
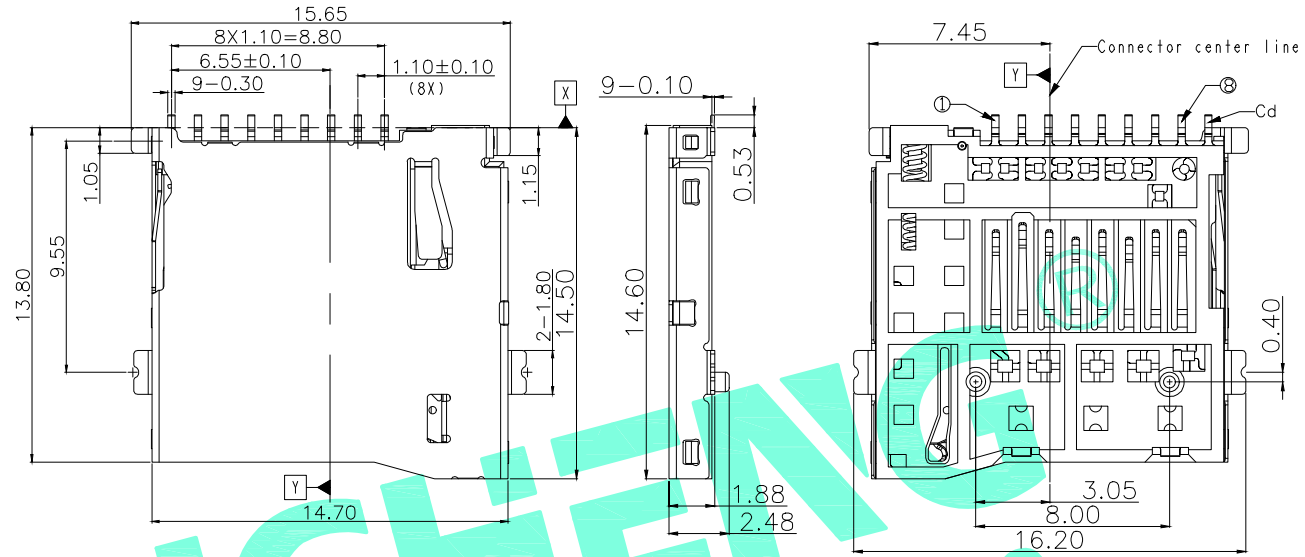
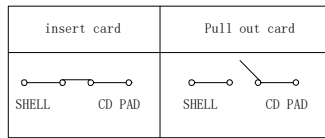
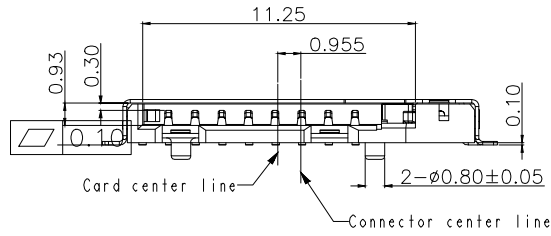


RoHS Compliant

REV. A/0	DESCRIPTION NEW	DESIGN CWF	DATE
----------	-----------------	------------	------

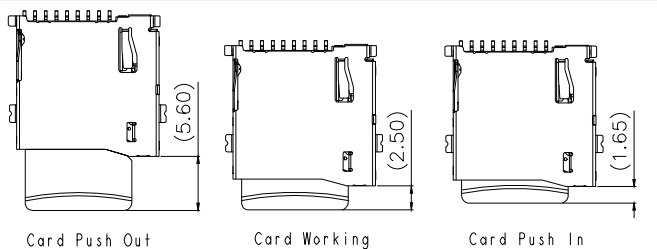


PCB Layout(Pattern Side)

PIN NO.	NAME	YTYPE	DESCRIPTION
1	DAT2	I/O/PP	DATE LINE(BIT2)
2	CD/DAT3	I/O/PP	CARD DETECT DATE LIN(BIT3)
3	CMD	PP	COMMAND RESPONSE
4	VDD	S	SUPPLY VOLTAGE
5	CLX	I	CLOCK
6	VSS	S	SUPPLY VOLTAGE GROUND
7	DATO	I/O/PP	DATE LINE(BIT0)
8	DAT1	I/O/PP	DATE LINE(DIT1)
9	CD	CD	CD

- 1 Current Rating :0.5A.
- 2 Voltage Rating :DC 5V
- 3 Ambient Temperature Range :-25°C~+85°C
- 4 Ambient Humidity Range :95% R.H. Max.
- 5 Contact Resistance:100mΩ max.
- 6 Insulation Resistance:1000MΩ min./500VDC
- 7 Durability:10,000 cycles

ITEM	PART NAME	QTY.	MATERIAL	FINISHING
④	Spring	1	SUS	Ni Plated
③	Shell	1	SUS	Ni Plated
②	Contact	9	Phosphor Bronze	Ag Plated
①	Housing	1	LCP	Black



THESE DRAWINGS AND SPECIFICATIONS ARE THE PROPERTY OF SHENZHEN YUCHENG ELECTRONICS,LTD AND SHALL NOT BE REPRODUCED, COPIED OR USED IN ANY MANNER WITHOUT THE PRIOR WRITTEN CONSENT OF SHENZHEN YUCHENG ELECTRONICS,LTD



深圳市裕诚电子有限公司  
SHENZHEN YUCHENG ELECTRONICS CO.,LTD

APPROVED:	WEI JIE	GENERAL TOLERANCES	TITLE:	TF卡座 外焊 SMT 9P自弹式
CHECKED:	HONG JIN YUN	30~以上 ±0.30	PART NO.:	TF-138Y
DRAWING:	CHEN YA	10~30 ±0.25	WEBSITE:	www.ycelectron.com
		5~10 ±0.20	REV: A	UNIT: mm
		~ 5 ±0.15	SCALE: /	SHEET: A4
		SHEET: 1 / 1		

