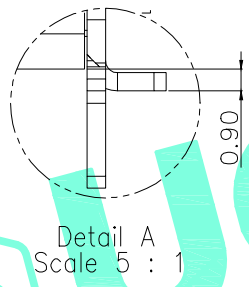
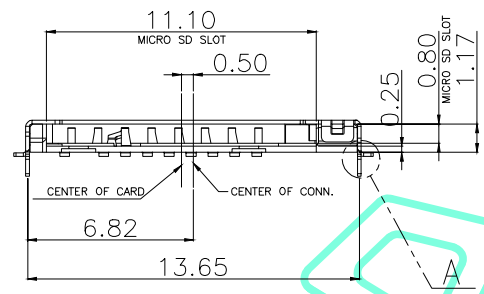
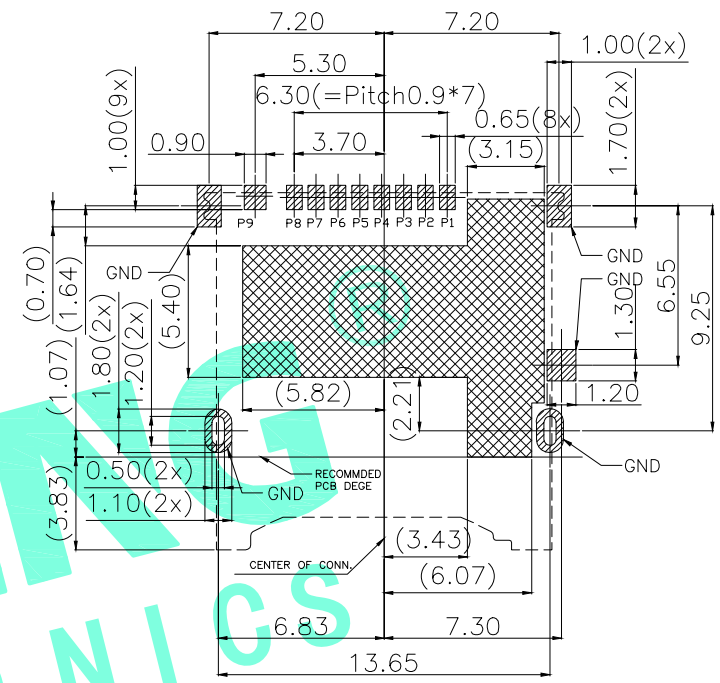
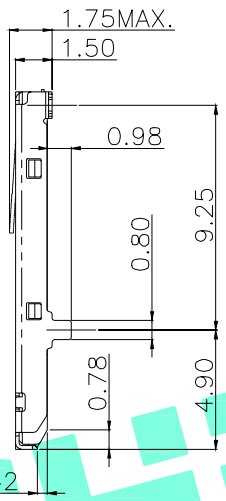
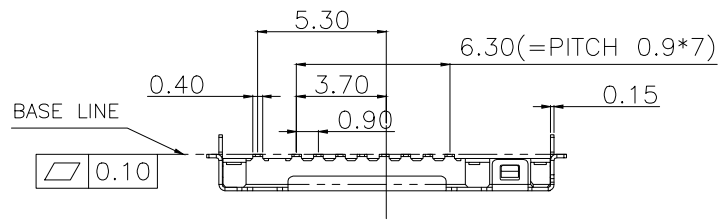


RoHS Compliant

REV. A/0	DESCRIPTION NEW	DESIGN CWF	DATE
-------------	--------------------	---------------	------



PIN NUMBER	PIN DEFINE
PIN 1	DAT2
PIN 2	CD/DAT3
PIN 3	CMD
PIN 4	VDD
PIN 5	CLK
PIN 6	VSS
PIN 7	DAT0
PIN 8	DAT1
PIN 9	CD

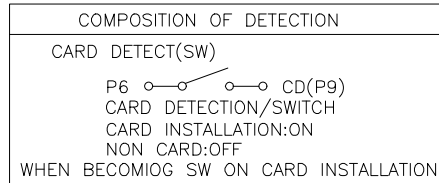
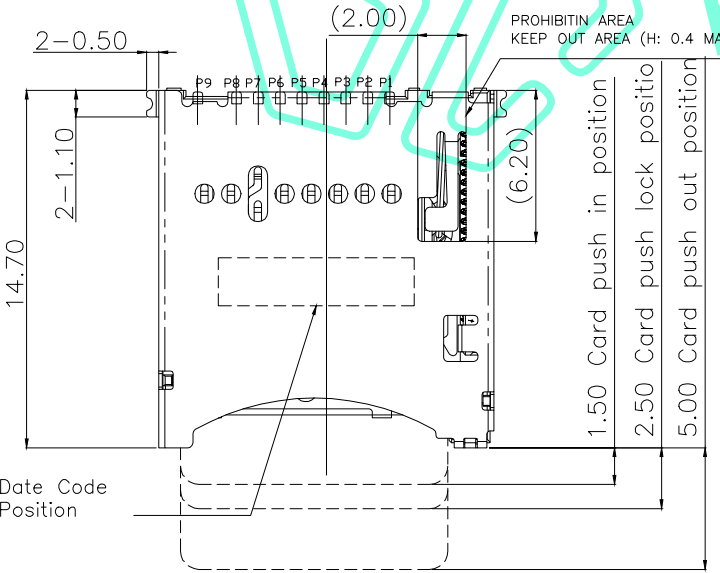
PAD AREA  
 No trace, no test point, no via hole, no ground area

PCB PATTERN LAYOUT  
(GENERAL TOLERANCE: ±0.05)

Specification

- 1 Current Rating :0.5A.
- 2 Voltage Rating :DC 5V
- 3 Ambient Temperature Range : -25°C~+85°C
- 4 Ambient Humidity Range :95% R.H. Max.
- 5 Contact Resistance:100mΩ max.
- 6 Insulation Resistance:1000MΩ min./500VDC
- 7 Durability:10,000 cycles

ITEM	PART NAME	QTY.	MATERIAL	FINISHING
③	Shell	1	SUS	Ni Plated
②	Contact	10	COPPER ALLOY	Au/Ni Plated
①	Housing	1	LCP	Black



THESE DRAWINGS AND SPECIFICATIONS ARE THE PROPERTY OF SHENZHEN YUCHENG ELECTRONICS, LTD AND SHALL NOT BE REPRODUCED, COPIED OR USED IN ANY MANNER WITHOUT THE PRIOR WRITTEN CONSENT OF SHENZHEN YUCHENG ELECTRONICS, LTD

APPROVED:	WEI JIE
CHECKED:	HONG JIN YUN
DRAWING:	CHEN YA

深圳市裕诚电子有限公司  
 SHENZHEN YUCHENG ELECTRONICS CO.,LTD

GENERAL TOLERANCES		TITLE:	
30~以上	±0.30	TF PUSH 外壳DIP+SMT PIN6PIN9 CD检测PIN卡座	
10~30	±0.25	PART NO: TF-149Y	
5~10	±0.20	WEBSITE: www.ycelectron.com	
~ 5	±0.15	REV: A UNIT: mm SCALE: / SHEET: A4	
SHEET: 1 / 1			