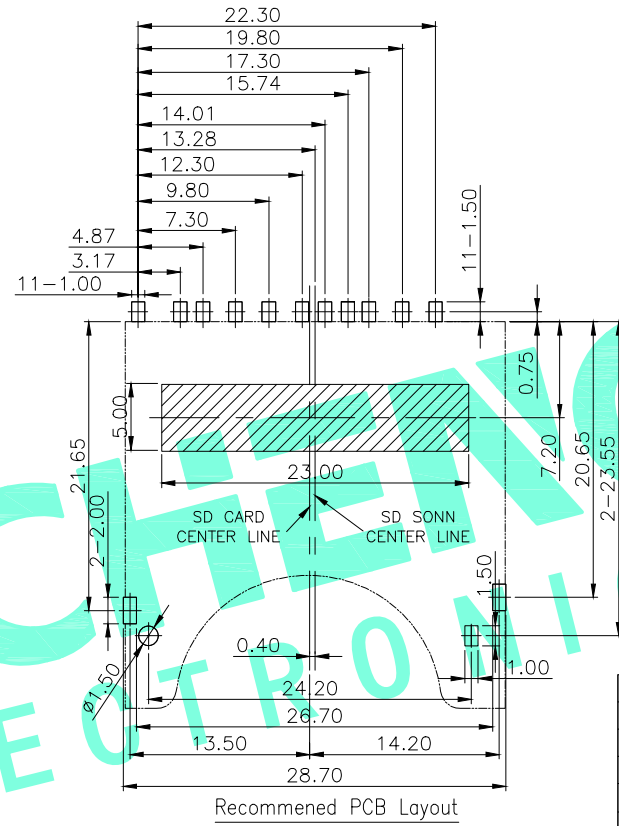
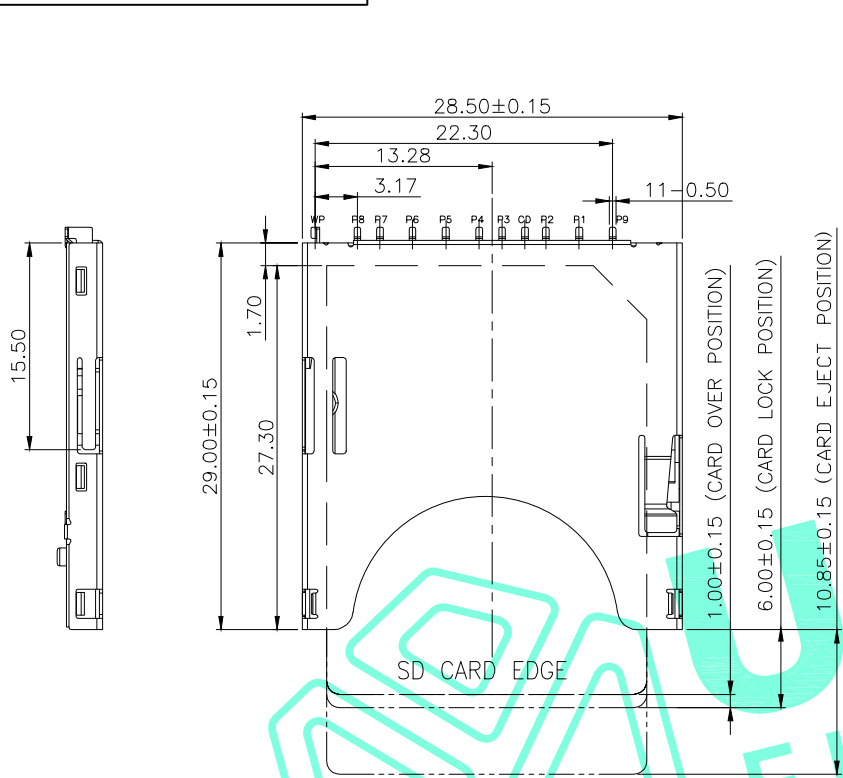


RoHS Compliant

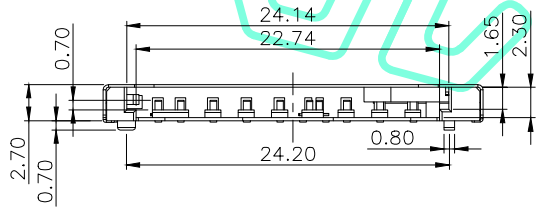
REV. A/0	DESCRIPTION NEW	DESIGN CWF	DATE
----------	-----------------	------------	------



SD CARD PIN DESIGN

PIN NO.	MEMORY CARD PIN NO.
MMC&SD#1	MMC&SD#1 (CD/DAT3)
MMC&SD#2	MMC&SD#2 (CMD)
MMC&SD#3	MMC&SD#3 (VSS1)
MMC&SD#4	MMC&SD#4 (VDD)
MMC&SD#5	MMC&SD#5 (CLK)
MMC&SD#6	MMC&SD#6 (VSS2)
MMC&SD#7	MMC&SD#7 (DAT0)
SD#8	SD-8 (DAT1)
SD#9	SD-9 (DAT2)

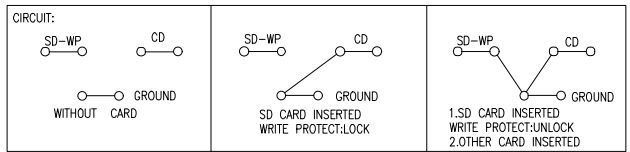
Recommended PCB Layout



Specification

- 1 Current Rating :0.5A.
- 2 Voltage Rating :DC 5V
- 3 Ambient Temperature Range :-25°C~+85°C
- 4 Ambient Humidity Range :95% R.H. Max.
- 5 Contact Resistance:100mΩ max.
- 6 Insulation Resistance:1000MΩ min./500VDC
- 7 Durability:5,000 cycles

ITEM	PART NAME	QTY.	MATERIAL	FINISHING
④	Spring	1	SUS	Ni Plated
③	Shell	1	SUS	Ni Plated
②	Contact	11	Phosphor Bronze	Ni/Au Plated
①	Housing	1	LCP	Black



THESE DRAWINGS AND SPECIFICATIONS ARE THE PROPERTY OF SHENZHEN YUCHENG ELECTRONICS, LTD AND SHALL NOT BE REPRODUCED, COPIED OR USED IN ANY MANNER WITHOUT THE PRIOR WRITTEN CONSENT OF SHENZHEN YUCHENG ELECTRONICS, LTD

APPROVED: WEI JIE
 CHECKED: HONG JIN
 DRAWING: YUN CHEN YA

UCHENG ELECTRONICS 深圳市裕诚电子有限公司
 SHENZHEN YUCHENG ELECTRONICS CO.,LTD

GENERAL TOLERANCES	TITLE:	SD自弹式内焊式Push卡座10P卧式贴片
30~以上 ±0.30	PART NO:	SD-290Y
10~30 ±0.25	WEBSITE:	www.ycelectron.com
5~10 ±0.20	REV: A	UNIT: mm SCALE: / SHEET: A4
~ 5 ±0.15		
SHEET: 1 / 1		

