REV.	DESCRIPTION	DESIGN	DATE
A/0	NEW	CWF	

RoHS Compliant

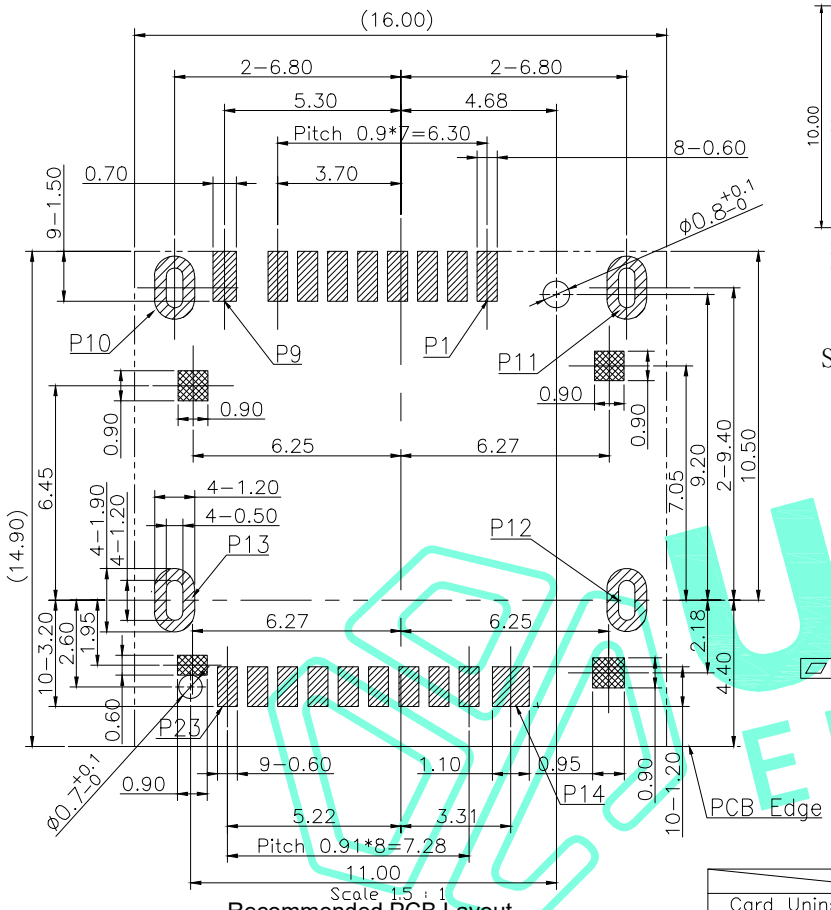

Recommended PCB Layout
Top View (Tolerance ± 0.05)

Pad Area

No Component Area

Red Gluing Area

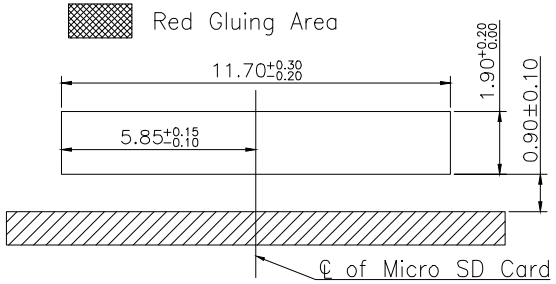

Recommended ID Dimension

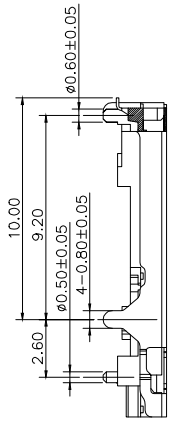

Section A-A

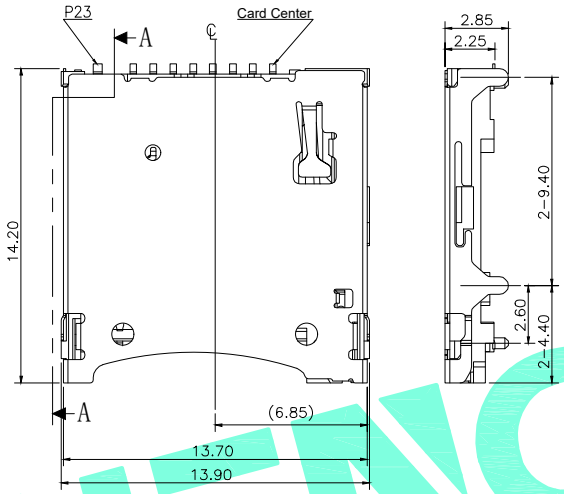

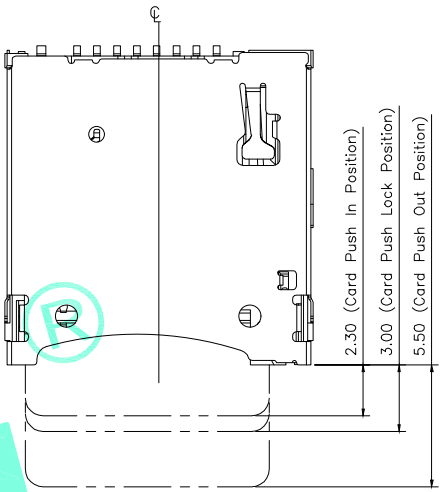

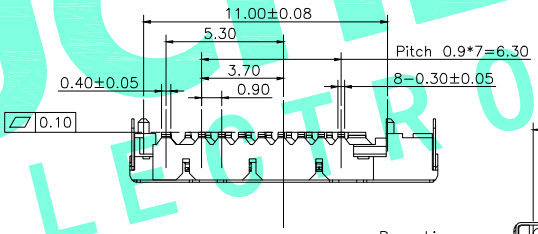

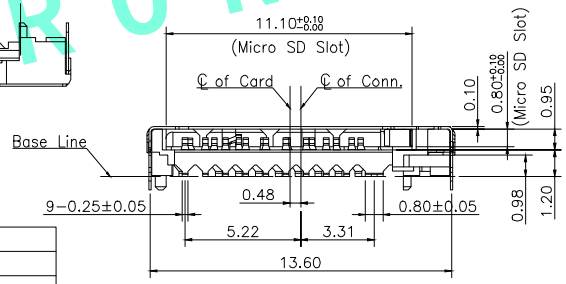

Pin No.	Pin Assignment
P1	Micro SD DAT2
P2	Micro SD CD/DAT3
P3	Micro SD CMD
P4	Micro SD VDD1
P5	Micro SD CLK
P6	Micro SD VSS
P7	Micro SD DAT0/RCLK+
P8	Micro SD DAT1/RCLK-
P9	Micro SD CD
P10	GND
P11	GND
P12	GND
P13	GND
P14	GND
P15	Micro SD VDD2
P16	Micro SD SWIO
P17	Micro SD VSS
P18	Micro SD D0+
P19	Micro SD D0-
P20	Micro SD VSS
P21	Micro SD D1-
P22	Micro SD D1+
P23	Micro SD VSS

	Card Detect Switch
Card Uninsertion	Open
Card Half Insertion	Open
Card Insertion	Close
Open	Close

ITEM	PART NAME	QTY.	MATERIAL	FINISHING
③	Shell	1	SUS	Ni Plated
②	Terminal	20	COPPER ALLOY	Au/Ni Plated
①	Housing	1	LCP	Black

1 Current Rating :0.5A.
2 Voltage Rating :DC 5V
3 Ambient Temperature Range :-25°C~+85°C
4 Ambient Humidity Range :95% R.H. Max.
5 Contact Resistance:100mΩ max.
6 Insulation Resistance:1000MΩ min./500VDC
7 Durability:5,000 cycles

THESE DRAWINGS AND SPECIFICATIONS ARE THE PROPERTY OF SHENZHEN YUCHENG ELECTRONICS.,LTD.AND SHALL NOT BE REPROOUCED.COPIED OR USED IN ANY MANNER WITHOUT THE PRIOR WRITTEN CONSENT OF SHENZHEN YUCHENG ELECTRONICS.,LTD

APPROVED:	WEI JIE
CHECKED:	HONG JIN YUN
DRAWING:	CHEN YA

GENERAL TOLERANCES	
30~以上	±0.30
10~30	±0.25
5~10	±0.20
~ 5	±0.15
SHEET:	1 / 1

UCHENG® ELECTRONICS 深圳市裕诚电子有限公司 SHENZHEN YUCHENG ELECTRONICS CO.,LTD

TITLE:	MICRO SD卡座 TF卡座 自弹垫高2.85H
PART NO:	SD-142Y
WEBSITE :	www.ycelectron.com

REV: A | UNIT: mm | SCALE: / | SHEET: A4