| REV. | DESCRIPTION | DESIGN | DATE |
|---|---|---|---|
| A/0 | NEW | CWF | |

RoHS Compliant

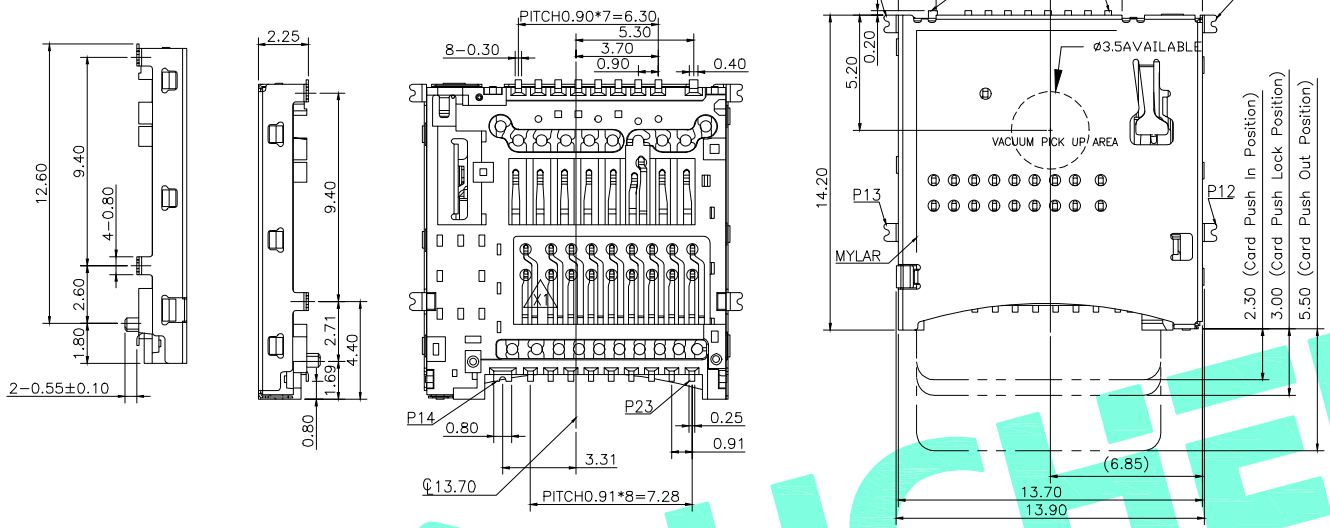


| Pin No. | Pin Assignment |
|---|---|
| P1 | Micro SD DAT2 |
| P2 | Micro SD CD/DAT3 |
| P3 | Micro SD CMD |
| P4 | Micro SD VDD1 |
| P5 | Micro SD CLK |
| P6 | Micro SD VSS |
| P7 | Micro SD CD |
| P8 | Micro SD DAT0/RCLK+ |
| P9 | Micro SD DAT1/RCLK- |
| P10 | GND |
| P11 | GND |
| P12 | GND |
| P13 | GND |
| P14 | GND |
| P15 | Micro SD VDD2 |
| P16 | Micro SD SWIO |
| P17 | Micro SD VSS |
| P18 | Micro SD D0+ |
| P19 | Micro SD D0- |
| P20 | Micro SD VSS |
| P21 | Micro SD D1- |
| P22 | Micro SD D1+ |
| P23 | Micro SD VSS |

Recommended PCB Layout
Top View (Tolerance ± 0.05)

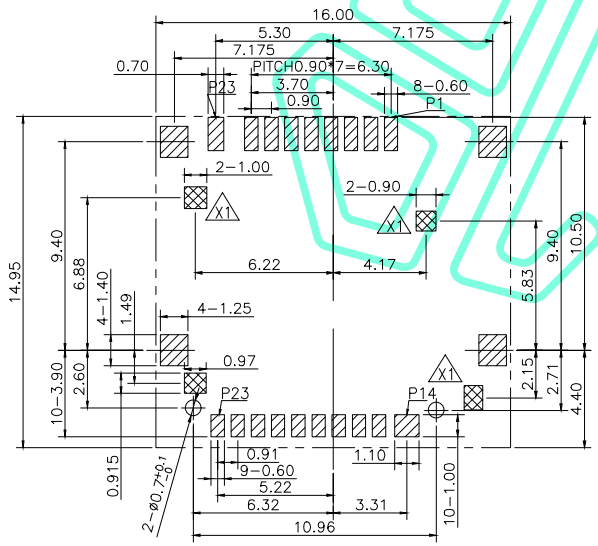


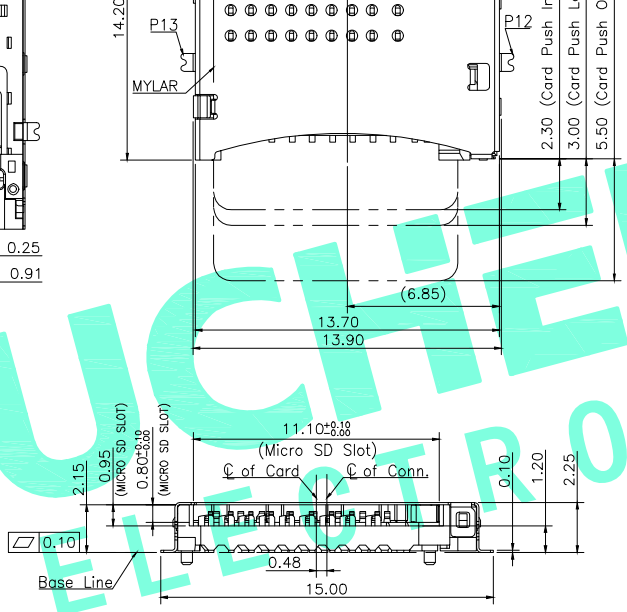


1 Current Rating :0.5A.
2 Voltage Rating :DC 5V
3 Ambient Temperature Range :-25°C~+85°C
4 Ambient Humidity Range :95% R.H. Max.
5 Contact Resistance:100mΩ max.
6 Insulation Resistance:1000MΩ min./500VDC
7 Durability:10,000 cycles

| | Card Detect Switch |
|---|---|
| Card Uninsertion | Open |
| Card Half Insertion | Open |
| Card Insertion | Close |

Open Close

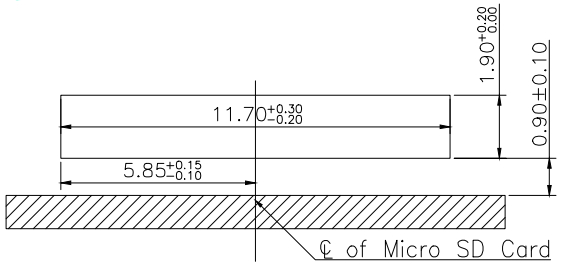


Recommended ID Dimension

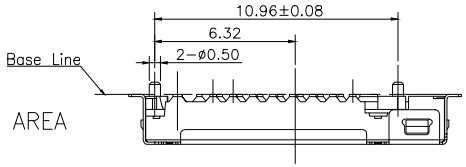


Pad Area
OTHER COMPONENT KEEPOUT AREA
RED GLUING AREA

| ITEM | PART NAME | QTY. | MATERIAL | FINISHING |
|---|---|---|---|---|
| ④ | | | | |
| ③ | Shell | 1 | SUS | Ni Plated |
| ② | Terminal | 23 | Phosphor Bronze | Au/Ni Plated |
| ① | Housing | 1 | LCP | Black |

THESE DRAWINGS AND SPECIFICATIONS ARE THE PROPERTY OF SHENZHEN YUCHENG ELECTRONICS.,LTD.AND SHALL NOT BE REPROOUCED.COPIED OR USED IN ANY MANNER WITHOUT THE PRIOR WRITTEN CONSENT OF SHENZHEN YUCHENG ELECTRONICS.,LTD

| | |
|---|---|
| APPROVED: | WEI JIE |
| CHECKED: | HONG JIN YUN |
| DRAWING: | CHEN YA |

| GENERAL TOLERANCES | |
|---|---|
| 30~以上 | ±0.30 |
| 10~30 | ±0.25 |
| 5~10 | ±0.20 |
| ~ 5 | ±0.15 |
| SHEET: | 1 / 1 |

UCHENG ELECTRONICS 深圳市裕诚电子有限公司
SHENZHEN YUCHENG ELECTRONICS CO.,LTD

| | |
|---|---|
| TITLE: | Micro SD7.1 push 卡座 自弹式卡座H2.25 |
| PART NO: | SD-142Y |
| WEBSITE : | www.ycelectron.com |
| REV: A | UNIT: mm / SCALE: / / SHEET: A4 |

UCHENG ELECTRONICS