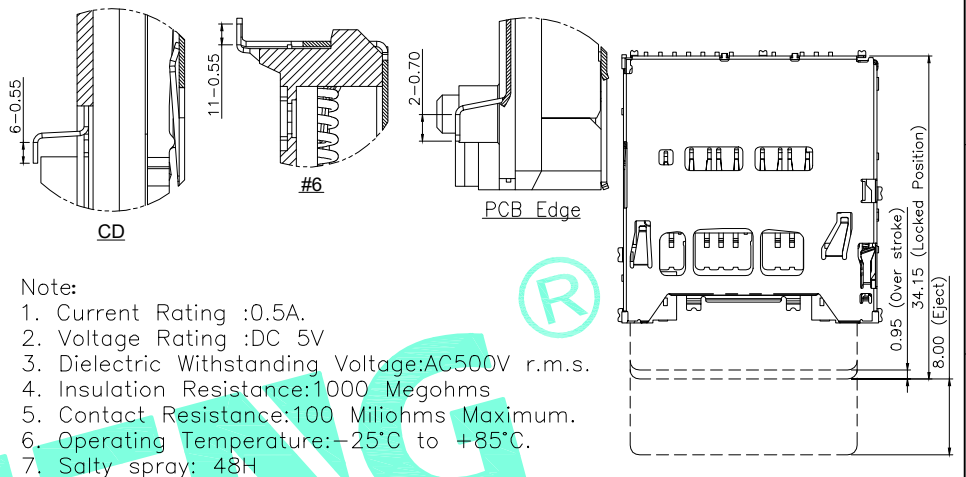
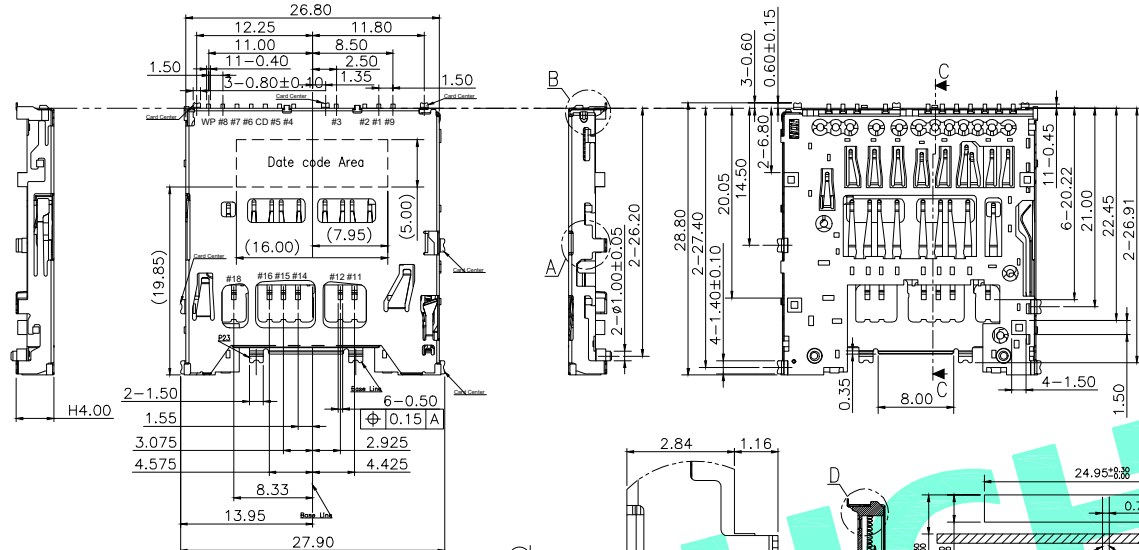
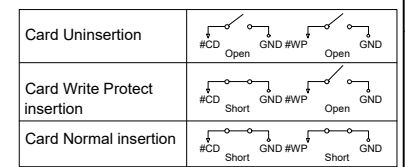
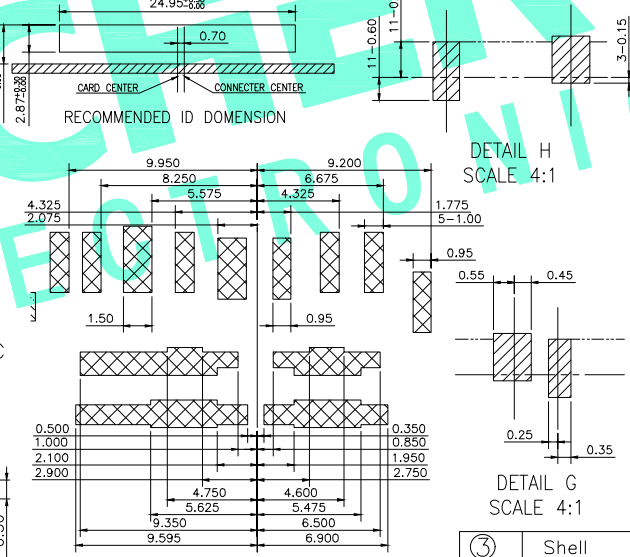
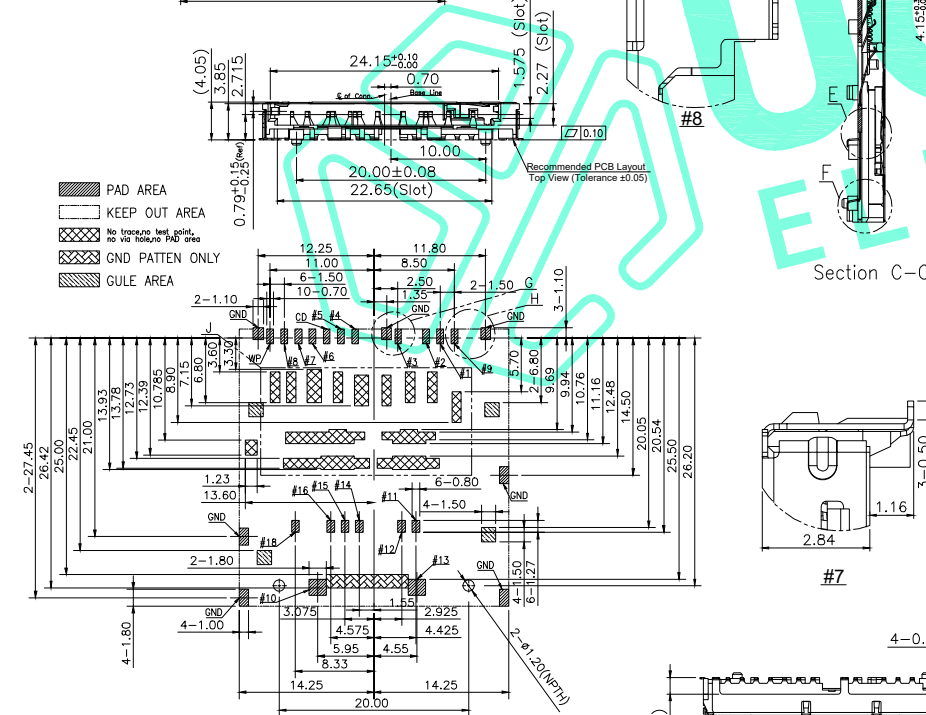


RoHS Compliant

REV.	DESCRIPTION	DESIGN	DATE
A/0	NEW	CWF	



- Note:
1. Current Rating :0.5A.
  2. Voltage Rating :DC 5V
  3. Dielectric Withstanding Voltage:AC500V r.m.s.
  4. Insulation Resistance:1000 Megohms
  5. Contact Resistance:100 Miliohms Maximum.
  6. Operating Temperature:-25°C to +85°C.
  7. Salty spray: 48H



Pin#	SD Mode	JHS II Mode	SD Express Card	Pin#	SD Mode	JHS II Mode	SD Express Card
#1	CD/DAT3		PERST#	#11		DO+	PCIe_Tx+
#2	CMD			#12		DO-	PCIe_Tx-
#3	VSS1	VSS1	VSS1	#13		VSS4	VSS4
#4	VDD	VDD1	VDD1	#14		VDD2	VDD2
#5	CLK			#15		D1-	PCIe_Rx-
#6	VSS2	VSS2	VSS2	#16		D1+	PCIe_Rx+
#7	DAT0	RCLK+	REFCLK+	#17		VSS5	VSS5
#8	DAT1	RCLK-	REFCLK-	#18			VDD3
#9	DAT2		CLKREQ#	CD			Card Detect
#10		VSS3	VSS3	WP			Write Protect

Function #10, #13, #17 were integrated into 2 pin inMechanical design, and compares to the Layout would be (#10, #13)

③	Shell	1	SUS	Ni Plated
②	Terminal	20	Phosphor Bronze	Au/Ni Plated
①	Housing	1	LCP	Black
ITEM	PART NAME	QTY.	MATERIAL	FINISHING

THESE DRAWINGS AND SPECIFICATIONS ARE THE PROPERTY OF SHENZHEN YUCHENG ELECTRONICS, LTD AND SHALL NOT BE REPRODUCED, COPIED OR USED IN ANY MANNER WITHOUT THE PRIOR WRITTEN CONSENT OF SHENZHEN YUCHENG ELECTRONICS, LTD

**UCHENG** 深圳市裕诚电子有限公司  
ELECTRONICS SHENZHEN YUCHENG ELECTRONICS CO.,LTD

GENERAL TOLERANCES	TITLE:	SD 7.0PUSH板上型卡座 H4.0mm
30~以上 ±0.30	PART NO.:	SD-199Y
10~30 ±0.25	WEBSITE:	www.ycelectron.com
5~10 ±0.20	REV: A	UNIT: mm SCALE: / SHEET: A4
~ 5 ±0.15		
SHEET: 1 / 1		

RECOMMENDED PCB LAYOUT (TOP VIEW)  
TOLERANCE UNLESS OTHERWISE SPEC ±0.05